



Macarthur Rose

Newsletter Vol 27, No 5



Macarthur Signature Rose:
'Hilton Edward'

In this issue

Cultural Notes	2
Better Blooms	3
Christmas Party	3
Macarthur Spring Show	4-5
Diary	6
November Birthdays	6
Next meeting	6

Thank
you

To our hard working volunteers

Sheryle Albeck, Margaret Appleby, Mary Camilleri, Michael Darcy, Gloria Forsyth, June Head, Margaret Hudson, Stephanie Judges, Carol McVeigh, Jan Priestley, Bill Reilly, Bob Stibbard, Ian and Maureen Thackeray, Rosalyn Tinselly, Chris and Rosalie Vine, Graeme and Janet Wright. Ted and Meryl Morphett (NBM&H) and Paul and Kate Stanley (UNSH).

Chairperson's Report

Dear Rose Friends

I hope that you are all looking forward to the Christmas season and a well earned rest with family and friends despite the challenges of the summer season. The heat, bushfires and associated low air quality are a particular challenges for our gardens

leaves covering our gardens. The weather was perfect for the show and a large crowd visited throughout the day. Ian Thackeray was the lucky winner of the 10kg pail of Sudden Impact for Roses.

Ted and Meryl Morphett from the Sydney Region were the Grand Champion Winners of the Daphne Mulley Memorial Trophy once again following a similar success last year.

Welcome to our newest member Rosemary DeKauwe who joined at the show after being impressed by the beautiful roses on display.

Mater Dei Parents and Friends Association supported our presence at the show with expert advice and the provision of an excellent venue.

The Floral Art competition was well supported with over 20 entries. Maureen Thackeray was very

successful on the day with her winning entries.

Many volunteers turned up early on the day and worked for long periods to ensure the show was a success. Without their tireless help through a long and hot day we would not have been able to stage the show.

Last but not least, many people contributed roses from their gardens to sell in the beautiful rose boxes that we had on sale. Your help was greatly appreciated and your contribution ensures that we continue to have a successful Macarthur Regional Rose Society.

Now is an ideal time to be visiting rose gardens and nurseries to get some good ideas for your own garden and roses. The open gardens and the blooming roses at local nurseries can give you a good idea of the best roses before you buy from the 2020 rose catalogues.

Our next event on 14 December is our Christmas lunch. Traditionally we hold this on the same Saturday as our usual meeting. However we meet for lunch rather than later in the afternoon. This allows us to enjoy each other's company and expertise in a relaxed atmosphere. All are welcome.

The Christmas lunch will be held at the Macarthur Sustainability Centre, 1 Mount Annan Drive opposite Flower Power. There is plenty of parking available and lunch will be a traditional lunch. The cost is \$45 a head. Payment can be made to Lorraine Hawke. You can contact Lorraine Hawke on 0410 226 548 to book and arrange payment.

Unfortunately, our intended presentation on Growing Roses in Pots will not be held. Instead we will be holding a Rose Question and Answer session. Remember to bring along all the questions you need answered about your roses and get the benefit of the collective expertise we have in the Rose Society to help us grow better roses. Bring along some roses to ask questions about and to put on our monthly show bench.

Judith



Cultural Notes

You will now be enjoying the big spring flush of rose blooming that generally comes between mid-October and November. Removing faded and spent flowers now will ensure you get a new flush at Christmas time.

When removing faded flowers there is no need to cut lower than the uppermost strong well-developed eye, which points outward on the plant. Regrowth will be quicker from this high trimming. Light feeding soon after the spring crop of blooms and maintenance of moisture in the soil will give good roses again at about Christmas time.


The weather over the last few weeks has given us ideal conditions for powdery mildew to thrive. This fungus loves humid nights when the temperature is about 15c, especially after a warm day. It affects a wide range of plants but roses can be particularly susceptible. The newer varieties are generally more resistant but in the right conditions can still be affected. Light breezes can assist the spores to spread to other plants. Particular spots at risk are the dry, warm and shady areas of the garden.



Infected plants display white, powdery spots on the leaves and stems making them look as if they have been dusted with flour. The fungus starts off as circular, powdery white spots, which can first appear on older leaves. Eventually the whole leaf is covered and they wrinkle, become black and dry out. With the white powdery fur, young growth that is affected can look a little deformed. Leaves will yellow and die off as the fungus spores enter the leaf surface where the cells remove nutrients. It usually appears on the upper sides of the leaves but may grow on the undersides as well.

on the upper sides of the leaves but may grow on the undersides as well.

The fungus causes the leaves to twist, break, or disfigure. The stems, buds and tips can also become disfigured, dry out and die.



Transmission to other plants can quickly occur on light winds.

How to Control Powdery Mildew

Remove all the infected plant parts and destroy them. Remember, do not compost any infected plant, as the disease can still be spread by the wind and persist in the composted materials.

Spray infected plants with fungicides. Effective organic fungicides include sulphur, lime-sulphur, neem oil, Eco-oil and potassium bicarbonate. A regular spraying regime carried out every fortnight will help to keep your plants healthy and prevent powdery mildew.

Other commercial fungicides include systemic fungicides such as Triforine and Mancozeb Plus (not Mancozeb). Remember to rotate the fungicides used as powdery mildew quickly builds resistance.

Preventing Powdery Mildew

In the first instance choose rose varieties that are that are resistant to the common fungi such as powdery mildew. Many of the newer roses available have been well tested for mildew-resistance and perform well in challenging weather conditions.

Avoid watering plants from overhead in order to reduce relative humidity,



particularly in the evening where the moisture will lie on the leaves for much longer than during the day.

Pick up any fallen leaves and dispose of them in the bin, do not compost as most home compost heaps are not hot enough to kill off spores.

Removing the worst affected leaves from the plant may help slow the spread of the disease, plus it will allow for more air circulation.

When planning your garden, leave room for each bush as overcrowding means poor air circulation and ideal



conditions for powdery mildew. Feed your roses with complete balanced organic fertilisers such as Sudden

Impact for Roses and tend the soil with GoGo Juice to keep it healthy.



Better Blooms

Over the next few weeks continue to foliar feed to encourage those beautiful Christmas blooms.

Use a seaweed based liquid fertiliser such as Liquid Seamungus to encourage good leaf growth and aid in the protection of your roses from heat stress.



Seamungus is a soil and plant conditioner, manufactured by brewing seaweed, fish, humic acid

and manure. The seaweed contains naturally occurring stimulants along with a huge range of other essential elements. Seamungus can help your roses to respond through harsh conditions and help increase resistance to pests and diseases and promote healthy growth. There is even some evidence to suggest that plant tonics such as Seamungus can help prevent fungal issues such as powdery mildew.



Basal shoots will not be numerous until November, after the rose roots have built up energy and resources from the spring feeding round. From now onwards until March they

will come in increasing numbers. Look for reddish-green shoots coming from the bud union area. They are less numerous on old plants and because of this they are doubly precious.

Almost every basal shoot should be staked. Do not confuse them with unwanted rootstock shoots which are usually light green in colour and have different leaf shape. They come from the from the root area of the rose, usually due to digging damage to the roots. Pull them out firmly to discourage regrowth and be mindful of the

Christmas Party

Organising for our annual Christmas party is well underway. Lorraine Hawke is taking bookings and money for the Christmas Party. Lorraine has had outstanding success at organising the Christmas Party in previous years. Based on her previous success we can expect another successful and memorable event. Hurry now to book your place.



To book your seat at the lunch, and make arrangements for payment please call Lorraine Hawke on: **0410 226 548**.

Please ensure that you have the correct change for your payment and that it is placed in an envelope with your name clearly marked.

Lorraine will also be available at our next meeting on Saturday to take bookings and money for this annual event.

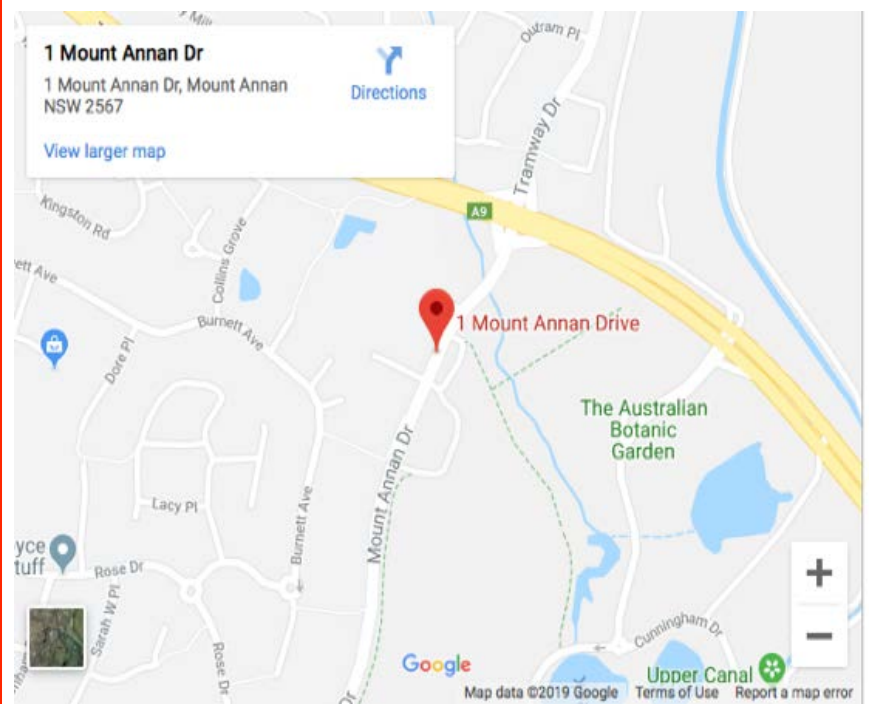
The menu is traditional but also caters for warm weather. Details for the Christmas party are:

Date: 14 December 2019

Time: 12:00pm - 3:00pm

Venue: Macarthur Sustainability Centre, 1 Mount Annan Drive, Mount Annan.

Cost: \$45 per person



Macarthur Rose Show

20 October 2019



Photo: Floral Bicycle courtesy of Maureen Thackeray on display at the Macarthur Spring Rose Show. Maureen decorated the bicycle to publicise the Rose Show location to show visitors. It was a great hit with spectators
Photo: Ian Thackeray



Championship entries and winners



Roslyn Tidsley, one of our newest members viewing the Rose Exhibition while taking a break from selling raffle tickets and guiding people to the exhibition. Photo: Bill Reilly



Australian bred champion 'Joyce Abounding'

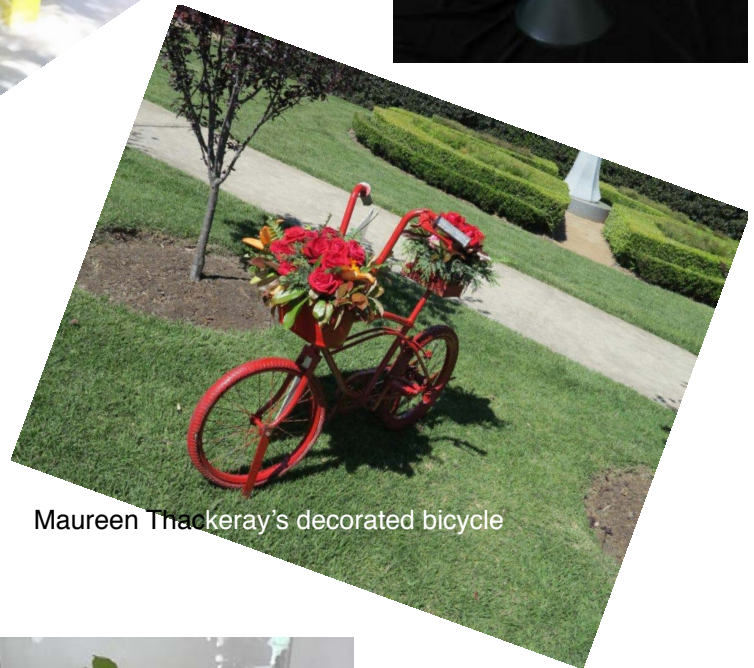
Left: Cherries and Cream



Floral Art entries left to right: Sheryle Albeck, Maureen Thackeray and display



Jan Priestly volunteering at the Rose Stall at the Macarthur Regional Spring Rose Show. The public were enthusiastically purchasing these beautiful rose boxes, keeping Jan busy during her volunteer stint.



Maureen Thackeray's decorated bicycle



Sheryle Albeck and Stephanie Judges had a long, hot, exhausting day making up rose boxes for sale at the Mater Dei Country Fair. Thanks to Sheryle and Stephanie for their time, skill and enthusiasm. Thanks also to Margaret Appleby for her generous donation of over two dozen buckets of roses. Photo: Bill Reilly



Above: 'White Spray'
Below: 'Playboy'



*"For us the rose from year to year renews in abundance
The yellow stamen of its crimson flower.*

Far and away the best of all in power and fragrance,

It well deserves its name 'Flower of Flowers'" Walahfrid Strabo 808-849 Benedictine Monk and avid gardener

Dates for your Diary

10 November - Upper North Shore and Hills Regional Rose Show at Galston

17 November - Rose Society of NSW Inc. Annual General Meeting at the Macarthur Sustainability Centre

14 December - Macarthur Regional Rose Society Christmas Party

08 February 2020 - Macarthur Regional Rose Society first meeting for 2020

18 April 2020 - Macarthur Regional Rose Society Autumn Rose Show in conjunction with the Ingleburn Horticultural Society.



1st June Head
10th Kelvin McLean
13th Rosemary King



Contact Us

Your contributions to the Newsletter are welcome. Please send items of interest and your photos to the:

Chairperson: Judith Carll, E: macarthurrosesociety@gmail.com T: 0410 444 562

Next Meeting: 2:00pm Saturday, 9 November 2019, at Elderslie Primary School, 170 Lodges Road Elderslie.

There will be a question and answer session so be prepared and bring along all your rose queries and a sample of your problematic rose. Don't forget there is an opportunity for the show bench as well with expert help available.