

MAY 2023

ILLAWARRA REGIONAL  
ROSE SOCIETY NEWSLETTER

# Elina



PATRON: MRS JILL EAST

## **CONTACT DETAILS:**


Chair: Kristin Dawson M:0422157353  
[illawarrarosechair@gmail.com](mailto:illawarrarosechair@gmail.com)

Secretary: Jill Millburn  
M:0409849534  
[jillmillburn@yahoo.com](mailto:jillmillburn@yahoo.com)

Interim Treasurer: Robert Coady  
[robert\\_coady2004@yahoo.com](mailto:robert_coady2004@yahoo.com)

POST:  
PO Box 3 Jamberoo NSW 2533

**27 MAY 2023– next meeting  
GARDEN VISIT – LYN & HANS  
VAN DE HAAR – See details  
inside.**



Meets on the fourth Saturday of each month at the North Kiama Neighbourhood Centre, Meehan Drive, North Kiama 1.30-3.30 p.m.

Next meeting: Saturday MAY 27 AT GARDEN OF LYN & HANS VAN DE HAAR – 12 for 12.30 p.m. with shared lunch

*Photo- Gary Bickford inspired to try a hand at arranging roses after last meeting- looks great, and almost a bud to full bloom.*

*Message from the Chair*

## **Bring to meeting:**

- Roses to share
- Some change for raffle-
- Something to share for lunch
- But especially yourself.

## **THIS NEWSLETTER:**

### **In the Rose Garden this month:**

Rose propagation

### **Around the Ridges**

Our April Meeting; Minutes of last meeting; Neutrog's Human Beans

**PRUNING DAY AT PEACE PARK-  
SUNDAY JULY 16 (more details later)**

**MEMBERSHIP RENEWAL DUE BY  
30<sup>TH</sup> JUNE FOR ANYONE**

**SUBSCRIBED BEFORE JAN 2023**

See inside for details.

## ***Thinking of those who have been unwell-***

*Julianne Faulks still recovering after surgery*



*A flower does not think of competing with the next flower next to it. It just blooms.*

## *Dear Members*

Another month has passed already, and our roses are still blooming the last roses of summer. So vibrant in colour, and now with the extra moisture and cooler days, there may be more blackspot around and foliage beginning to fall as we prepare for the pruning season in June -July.

We were so happy to see some members returned to our meeting last month – Almost three years since seeing Bev Irvine, and so pleased to see her moving about more since her accident and bringing along her beautiful rose Super Star to share, a rose meaning so much to her. I took it home and placed it in our vase and it stayed fresh for almost a week. Also, great to see Gary & Judi Bickford back again after their time in France. Gary was inspired to try his hand at staging roses after our meeting.

We understand that not everyone is into exhibiting roses but enjoy growing and sharing them. We did focus on the exhibiting side last meeting as we hope we will have a few more exhibits from the Illawarra for our rose show in October, but we also will have a display of any roses from your garden as well, as nothing compares to the beauty of a whole lot of roses on display.

We look forward to our gathering at Hans & Lyn Van de Haar's garden on Saturday week. Hans says he has a lot of new exotic plants to see. There also is a great indoor space if the weather is inclement. A lovely afternoon ahead. Colin will also have some news about the Neutrog product Human Bean.

**A big welcome to our newest members:** Nina & Harvey Bailey from Horsley; Patricia Baxter & Jill Gumley from Termeil and Wendy Woodward from North Nowra. All joined at the Royal Easter Show. We look forward to meeting you and hope you can come to our Garden visit next week.

*Enjoy your autumn blooms.*

*Kristin - Illawarra Chair*

## THE ROSE GARDEN THIS MONTH-

From the Rose Society of NSW website: Calendar for each month of the year- May entry

Prepare the soil for planting in June/July. Use dolomite on acid soils and iron sulphate or gypsum on alkaline soils. If you are replacing a rose that has been in the ground, dig out about a wheelbarrow of the soil and fill the space with soil from another part of the garden where no roses have been growing.

Dig in well-rotted manure and organic matter. A green crop of mustard seed or legumes, which is then dug in, will also help improve the soil. [www.nsw.rose.org.au](http://www.nsw.rose.org.au)

*You may not need to take out a whole wheelbarrow worth of soil, but it depends on how deep and wide the roots were.*

### PROPAGATING ROSES – AIR LAYERING & FROM SEED.

*There were some queries at the April meeting about growing roses from cuttings. Perhaps we could have a meeting dedicated to this topic later. However, in the meantime I have found the information as described by amateur rose breeder Louise Baldo very interesting and something you might like to try. Louise had placed this on the Facebook page - Australian Bred Roses and Rose Breeders Forum. This might inspire you to give it a go.*

Notes from Louise: Just thought I'd share my technique for air layering. I have never had any success from stem cutting so I decided to try this. I live in a subtropical climate so the stems I have tried to propagate have always rotted. Perhaps because of the humidity. Air layering is when you cut the top layer of bark off the stem, add some rooting hormone to the cut section and then wrap it with a suitable medium without removing it from the mother plant. I use either sphagnum or peat moss to pack the propagation ball. I use the propagation balls because I find them easier to attach. I have put descriptions with the photos, but I am happy to answer any additional questions.

For more information: [Reusable Air Layering Propagation Balls](#) | [Plant Root Growing Box](#) | [Cloning Trees More Quickly - Bing video](#)

### AIR LAYERING



PICTURE 1 I use propagation balls to wrap around the stem where I cut it. I line it with gladwrap to maintain moisture.

PICTURE 2- Pack with damp sphagnum moss not wet. The stem may rot if it is too wet.

PICTURE 3- This is the rooting hormone I use.

PICTURE 4 - A sharp knife is essential to slice the stem.






PICTURE 5- The stem has been cut and rooting hormone applied.

PICTURE 6- The propagation ball has been attached to the stem. The ball itself has a fastener to hold it in place.

PICTURE 7- One I did about a month or so ago. As you can see the stem has callused.

## GROWING ROSES FROM HIPS

Note from Louise: Not all hips turn yellow, orange or red. My general rule of thumb for any open pollinated (OP) hips is to wait until the stem starts to die. Today I removed an OP from Oklahoma and as you can see the hip is still green, but the stem is dying. From there I cut open the hip, put them in water to help take off any flesh (some think that the flesh will inhibit germination), wrap them in damp kitchen paper and place in a ziplock bag. The bag goes into the fridge until they germinate, or it is a suitable temperature to plant out. Rose seeds won't germinate over 28 degrees Celsius. Side note: the bees seem to be doing a better job this year than me. This hip has 10 seeds. The ones that I have pollinated have had a maximum of four seeds.



Now is the time to look out for hips on your roses as they begin to prepare for winter.

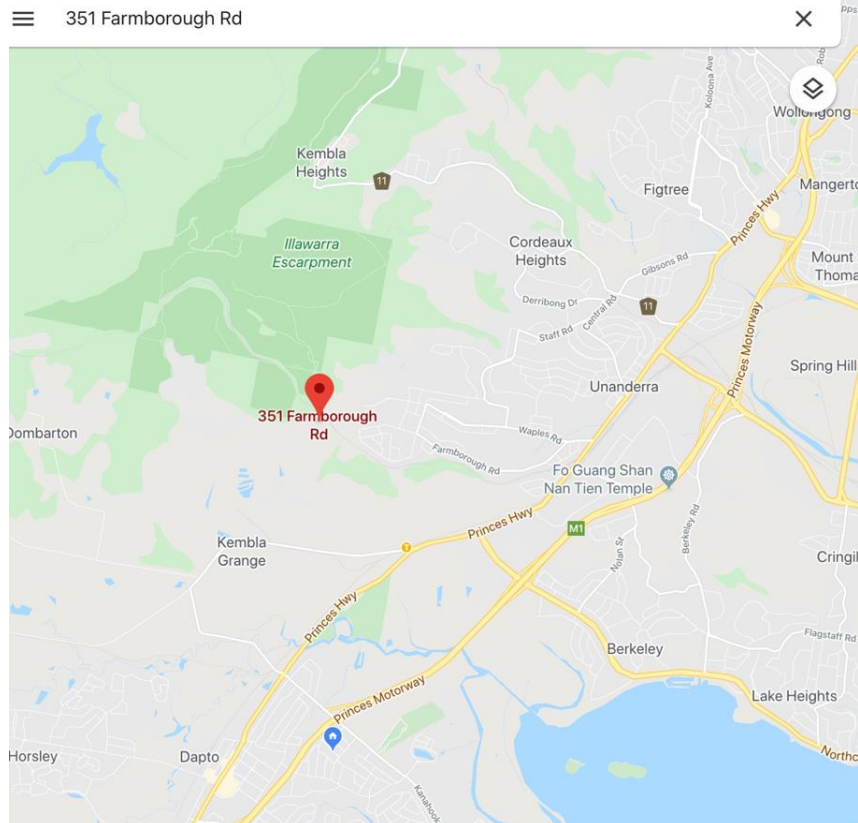
## AROUND THE RIDGES OF THE ILLAWARRA – SHOALHAVEN

### 1. NEXT MEETING- AT HANS & LYN VAN DE HAAR'S BEAUTIFUL GARDEN

Come and enjoy a social and rose growing information afternoon at the home & garden of Hans & Lyn Van de Haar.  
351 Farmborough Heights Road – Farmborough Heights below

**SATURDAY 27 MAY, beginning at 12.00 noon – 3.30 p.m.**

Bring a picnic lunch to share – (potluck) + your best rose(s) in the garden for display, raffle cash.  
We will begin with a short meeting and information on Neutrog's Human Bean followed by lunch and a tour of this wonderful garden.



*Hans and Lyn have a most beautiful garden and a wonderful view over Lake Illawarra and beyond.*

To get to the venue, travel all the way up Farmborough Road which you access from the Princes Highway. After crossing Highview Drive and Fairlock Ave look for the entrance a little further up on the left. There is a little bridge to cross into the property. You have arrived. There is a large meeting room to shelter us from the weather.

**MEMBERSHIP RENEWAL- DUE BY 30 JUNE** RENEWAL IS DUE FOR ANYONE WHO WAS SUBSCRIBED BEFORE 1<sup>ST</sup> JANUARY 2023. If you subscribed between 1<sup>st</sup> january and June 2023, your renewal is not due until June 30 2024 Single membership is \$40 and joint membership is \$45

If renewing and paying online- Electronic Funds Transfer (EFT): BSB: 012 429 A/C: 2784 41863  
Reference is Your: Initial, Last Name, Membership Number. Note: membership number is especially important. If you don't know it, please contact Kristin or Jill and we will give you the number. It helps Maureen Thackeray locate your payment in the bank account and mark you as paid on her list. Our Region is numbered 03.

If paying by cheque, write your membership number on the back and post to: Subscription Secretary: Mrs Maureen Thackeray, 31 Tallow-Wood Avenue, NARELLAN VALE NSW 2567 E: [mth37405@bigpond.net.au](mailto:mth37405@bigpond.net.au) Phone: 0417 699 846



## SOME GLIMPSES OF OUR APRIL MEETING

We focussed on exhibiting roses using our Show bench schedule at the last meeting. Many thanks to Gary Bickford for the photos as we were too busy demonstrating to take photos.



*Roses brought by members organised as hybrid tea, floribunda, shrub, climbing, David Austin, miniature And miniflora*



*Roses arranged- Exhibition, cluster, modern decorative, bud to full bloom,*

*bunch of 3, full bloom, old garden rose, David Austin any rose, cut of rose - All except the cluster, any rose from the garden, David Austin 7 old garden roses are Hybrid Tea – except for the miniature and miniflora classes.*

**FLORAL ART – MOTHER’S DAY** *Apologies to the two members who brought these beautiful arrangements as in our busyness we didn’t get to bring them to everyone’s attention. Thank you Lorraine Vost for the photos.*



*Mother’s Day- first two photos*

*Our Vanilla – now known rose from Peter Goodger*

*Gary’s arrangement*



*An example of disbudding the rose by Judith Oyston to allow the centre bud to grow larger*

## **MINUTES OF THE APRIL 29<sup>TH</sup> MEETING OF THE ILLAWARRA ROSE SOCIETY.**

Meeting Commenced at 1.40 pm at the North Kiama Neighbourhood Centre and 21 members were welcomed by Chairperson Kristin Dawson, special mention was made to welcome back Gary and Judy Bickford and Beverley Irvine.

1. **APOLOGIES.** Bev Emmett, Joanne Fisher, Robert and Shirley Coady, Rosemary Singleton, Intan Kallus, Debra Keller, Michelle Sudalowski, Barbara Bartzciak, Janet Bowden, and Julianne Faulks
2. **MINUTES OF LAST MEETING.** Accepted as correct moved by Lorrie Zammit and Seconded Phil Saunders.
3. **CORRESPONDENCE.**
  - a. Glynis Hayne advising Maureen Thackeray is the new subscription secretary.
  - b. Colin Hollis, commemoration of the new Kings Coronation by establishing a garden in Peace Park.
  - c. Carol McVeigh. Code for discount for Wagner's Roses.
  - d. Sue Marshall from Southern Sydney enquiring about a meeting at Lyn and Hans Van Der Haar's garden.
  - e. Lorrie Zammit, several emails re Christmas Luncheon at Warilla Bowling Club.
  - f. Carol McVeigh on Ted and Meryl Morphett being awarded the Royal Horticultural Society Bronze Award for the second highest aggregate point score at the 2023 Royal Easter Show.  
Moved as Correct by Jill Millburn and seconded by Judith Oyston.
4. **FINANCIAL REPORT.** Presented by Kristin as Robert Coady absent. Everyday Account \$2,809.36. Show Account \$6,660.84. Term Deposit 48,119.81. Friends of Peace Park \$231.26. Report Moved as Correct by Lorrie Zammit and Seconded by Philip Saunders. Roberts Report on our Banking was discussed and agreed by the Committee that we move our accounts to Bendigo Bank at Gerringong, this was endorsed by the Meeting as recommended by Robert. Moved by Colin Hollis and seconded by Moira Etheridge.
5. **NEXT MEETING.** To be held at Lyn and Hans Van Der Haar's home, 12.00 md for a 12.30 start, members asked to bring a plate to share for lunch.
6. **ROYAL EASTER SHOW.** Colin gave a brief run down on the Royal Easter Show, exhibits down but some new members signed up.
7. **2023 ROSE SHOW.** This year's show will be a scaled down version due to the lack of exhibitors but there will also be a rose display for members not wishing to exhibit.

A Slide Show was presented by Kristin on Categories of roses and how they fit into the schedule. Members participated by bringing roses and placing them into the correct section and assisted in staging with Kristin, Colin, Lorrie, and Jill. The meeting was followed by afternoon tea and concluded at 4.00 pm.



**THE HUMAN BEANS** – Grounds for Good project represents over 7 years of research and trials between Neutrog and [Foodbank SA & Central Australia](#) to identify ways to economically collect and repurpose spent coffee grounds.

In April, Neutrog was thrilled to finally launch Human Beans, a coffee fertiliser for veggies, fruit and flowers, into Bunnings stores across Australia with an event in the Little Sprouts Kitchen Garden within the [Adelaide Botanic Garden](#).

Human Beans is an organic based fertiliser made from recycled coffee grounds, composted chicken manure, and

coated with over 242 beneficial, living bacteria and fungi from POPUL8. Human Beans is perfect as an all-round fertiliser and is especially suited to growing vegetables, fruit, and flowers, in garden beds, raised beds and pots.