



march
2021

CONTACT DETAILS:

Chair: Kristin Dawson M:0422157353
illawarrarosechair@gmail.com

Interim Secretary: Jill Millburn
M:0409849534
jillmillburn@yahoo.com

Treasurer: Robert Coady
robert_coady2004@yahoo.com

POST:
PO Box 15 Jamberoo NSW 2533

MEETING

Saturday 27th March at Gary & Jodi's
place – 27 Inglewood Crescent
Tomerong

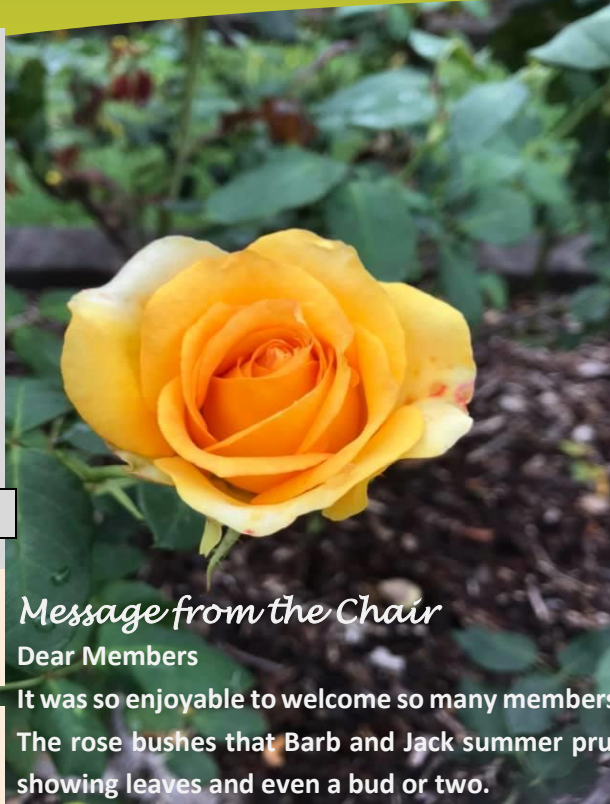
11.30 a.m-2.30 p.m.
With picnic lunch
See inside for details of activities

Bring: some roses to share
A light chair
A mug for tea or coffee
Picnic lunch to share
But mostly – **your self.**

Let us know if you need a lift

*Our thoughts at this time with those
who are unwell or who have had recent
surgery:*

*Marion Tate, Laurie Irvine, Lyn Van de
Haar -We wish you all a good recovery*



Message from the Chair

Dear Members

It was so enjoyable to welcome so many members to our garden at Kanahooka in February. The rose bushes that Barb and Jack summer pruned so well with a third off the top, are showing leaves and even a bud or two.

Our next visit/meeting will be March 27th we will be heading to Gary and Judi Bickford's home at Tomerong and we will make a day of it so bring a picnic to share for lunch. This is an opportunity for our members so much further down the south coast to attend, and hopefully we will meet you there. *(See details of the venue etc inside the newsletter)*
If anyone needs a lift to Tomerong, please let me know.

WE ARE PLANNING TO RETURN TO THE KIAMA CENTRE FOR THE APRIL MEETING- Floral Art Demonstration with Joanne Fisher.

WELCOME TO NEW MEMBER: Dr Gail Trapp from Kangaroo Valley; and we will soon welcome back Robyn Hambly.

NEUTROG ORDERS- Many thanks for those who sent their consent to have their details listed and sent to Neutrog. You should by now have received the invitation to set up the account from Neutrog Marketing. It is a simple process of having a password, listing your address, *(the default address is for Illawarra for delivery purposes)* and then go to the easy to-read shopping cart. The order for this delivery closes on 31st March and it is hoped the order will be delivered around the 9th April at Hardware Man. We have one who has volunteered to help Laurie Irvine with the order and sorting- so a couple more would be a great help to us, just for a couple of hours on the delivery date TBC.

MINIATURE ROSE SHOW- MITTAGONG RSL CLUB 17-18 APRIL

So happy rose growing – fertilise with the rain, it will then soak in – and then wait for the beautiful deep coloured autumn blooms.

Kristin Dawson - Chair

PATRON: MRS JILL EAST

Meets on the fourth Saturday of each month at the North Kiama Neighbourhood Centre, Meehan Drive, North Kiama 1.30-3.30 p.m. APRIL MEETING AT CENTRE- TBC

NEXT MEETING

Saturday MARCH 27th

Gary & Judi Bickford's garden at Tomerong- see inside for details

*St Patrick Rose – at Peace Park
Happy St. Patrick's Day*

In your garden this month...

It is MORE OF THE SAME THIS MONTH –

- Dead heading your roses to keep them blooming
- Cut out any die back of canes and stems
- Fertilise – this will be about the last of the fertilizing as we don't fertilise in any month that doesn't have an "r" in it – that's when the roses begin to go to sleep ready for the pruning time in June-August (depending on whether you have frosts in your area. It's good to get in and fertilise with rain so it is carried down to the roots.
- Watch out for scale on the lower trunk of roses and apply some Eco Oil, the cooler damper weather encourages scale, as also the black spot. Remove black spotted leaves and place in plastic bag and bin – spray with fungicide and good luck.
- Bring in your roses to the house to enjoy – and read about the best way to make cut roses last longer as Brian Wagner instructs us in his March newsletter.



Cut Roses - Looking their best for longer

At our Nursery we've noticed that, of all bloom flushes we have throughout the warm season, the Autumn one is the best.

Flowers seem to have brighter colours and stronger fragrance. We are not sure if it's the South Australian climate or it's the same everywhere, but our Autumn roses always look great.

We love mixing our cut roses with native flowers and leaves, and these are some easy and great ideas that Cindy Cross put together for us, to make beautiful flower arrangements with what you have in your garden.

Check the 3 videos we produced with Cindy last year on how to put together a beautiful bouquet.

But how do we keep our cut roses looking their best for as long as possible?

Brian suggests that you cut your roses from plants that have been well watered, as stressed plants will produce flowers that lose their petals more quickly.

If you can, cut the roses at the beginning of the day, and put them in a full bucket of water: leave them there for at least 6 hours to soak up as much water as possible.

If you want the rosebuds to open more quickly, add one tablespoon of sugar to every litre of water.

Fill your vase with water at the very top and change it every day, to prevent bacteria building up in the water. To avoid bacteria, you can also use a professional preservative called Chrysal. (Vinegar can also do this) (Wagner's Roses – March newsletter 2021)

MY FAVOURITE ROSE IN MY ROSE GARDEN

One of my most favourite roses I have in my rose garden, is called the “Champaigner” rose. I have this rose growing in pot that is located in my garden, where it gets full sun.

Prior to planting this rose in my pot I mixed a few handfuls of Neutrog Sea Mungus in with a good quality Rose Potting mix.

I also apply a diluted solution of Neutrog Strike-back for Orchids”every couple of weeks and also top the pot with “Neutrog Whoflungdung”. The results are amazing!

The Champaigner rose has beautiful crisp shaped cream buds that sometimes exhibit the slightest pink blush and always looks so picture perfect! This variety of Champaigner rose is one the most selected rose amongst brides throughout the world due to its exceptional beauty and form.

What I really love about this rose, is its exquisite petal shape, form, its fragrance and it makes a beautiful bouquet of cut flowers which we often display in our home. When I walk past this rose as I conduct my daily rose inspection in my garden, I get the sense that everything is good and that nature can be so kind to us and produce such a beautiful thing!

Lorrie Zammit RSNSW Education Officer



St Patrick Rose - a rose that changes colour

Description: The mildly scented *St. Patrick™* Rose is a Hybrid Tea Rose. Its common name arises from the yellow petals that take on a slight greenish hue as they age. It will bloom in flushes throughout the summer into autumn.



St Patrick was bred by American Rose grower Frank Strickland (1931 -2015). Frank was very much an amateur rose breeder who, like so many of us, began growing roses more by accident than design. In a new family home in San Bernadino back in the 70's he wanted to remove some sick looking roses but was stopped by his wife who insisted they stay until replaced. After falling in love with roses he began hybridising in 1984 initially with little success. He was determined to breed two roses that he could name for his two granddaughters. Like his falling in love with roses, his *St Patrick* rose was very accidental. It was a sickly- looking seedling with a cabbagey rose that didn't impress. However he kept it and the next year it produced what we now know is the beautiful *St Patrick* Rose. *St Patrick* was bred from *Brandy* (seed parent) and *Gold Medal* (pollen parent) .

The rose was named by the introducing nursery, Weeks Roses however the code name for *St Patrick* is “WEKamanda” honouring Frank’s intention to name a rose after his granddaughter. Frank has one other named rose, *Spring Break* code named STRAheidi after his other granddaughter. Frank won several prestigious awards as an amateur or as he referred to himself, as an independent. (article written by Jo Babb {Secretary Southern Highlands Region} based on information taken from an article about Frank Strickland by Kathy De Roo taken published in the Santa Clarita Valley Rose Society newsletter circa 1995). Thank you Jo

(*St Patrick* at two stages of blooming in my garden – Kristin)



NEXT MEETING AT TOMERONG..... 27 MARCH

We are looking forward to a lovely social outing with some rose talk next Saturday at Gary and Judi Bickford's place at Tomerong.... *Hopefully we will see some of our rose friends from the Shoalhaven for whom Kiama has been too far to travel for meetings.*

PLAN FOR THE GATHERING:

Arrive at 11.30 a.m. for morning tea and a garden walk and Gary will explain what they are trying to do, have a look at their propagation area and then finish with the rose garden. Perhaps a couple of the more experienced members can make comment on what they think should be done to improve the rose care and overall rose management – *Gary said they wouldn't be offended by any comments/suggestions.*

12.15 p.m. – A quick meeting together to i. Catch up on any Rose Society news; ii. A short presentation on Miniature & Miniflora Roses (Miniature Rose Show coming up in April); iii. Share suggestions to Gary & Judi on the development of their rose garden; iv. Discuss how Neutrog deliveries could be coordinated for people further down the Coast; v. Hear from Gary about this Eco-Friendly house who will also talk about water and energy efficiency v. Do a tour of the house and he will explain what a Passive Solar House is all about.

Share roses brought along– whilst preparing to have lunch at 1.00p.m.

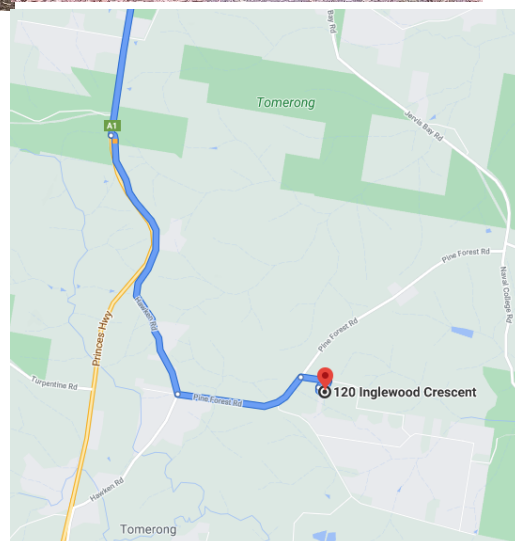
Lunch 1-2.00 After lunch -a wholesale native plant nursery nearby (less than 5-minute drive). They have quite a good selection and most 140mm pots are \$10. Some members may also like to visit the nursery before heading home.

BRING ALONG: A light chair to sit on; a dish to share for lunch; your utensils, plate and mug; a rose to share, and most importantly yourself. *Let us know if you need a lift down or up to Tomerong.*



DIRECTIONS:

When coming South from Nowra, you will pass a United petrol station on your right-hand side some 12-15km from Nowra (depending on where you measure from). After passing the United, you will see a sign to Tomerong on your left on Hawken Rd. Take this turn and follow this road until you get to Tomerong village, then turn left onto Pine Forest Rd. Follow this road out of Tomerong until reaching Jerberra Rd on your right. Turn right, then Inglewood Crescent is the first on your right. We are the first house after the big left-hand turn. The number on the gate is 27. Google Maps says its #120. Do not follow the GPS to Parnell Rd as it is now a dead end. Phone Gary on 0414 514 215 if you get lost. You can drive up our driveway and park or park on the road. There is plenty of room, but it would be single file parking. Otherwise, park on the road and walk up the driveway.



AROUND THE RIDGES OF THE ILLAWARRA REGION OF THE ROSE SOCIETY

Last Meeting at Kanahooka - 27 February:

We enjoyed taking time out on a beautiful afternoon to smell the roses, check out summer pruning and just enjoy each other's company over afternoon tea..... A few photos of the afternoon.... Others are on the Illawarra FaceBook Page. So many roses to share and to smell; Barb and Jack on third photo – demonstrated summer pruning....



Summer Pruning:- Barbara Bartczac and Jack Evans demonstrated Summer Pruning in the Rose Garden cutting off one third of the bush. Already there are lots of shoots coming from those pruned bushes, and there will sure to be blooms in mid April as planned. The leaves with black spot are gradually falling off and replaced with fresh new foliage as well.

Peace Park at Kiama- The volunteers continue to meet each Tuesday at 10a.m. to keep the garden looking beautiful. There is an article in the recent Bugle. Colin has secured a Red Cross Centenary Rose to be sponsored by the Kiama Red Cross and it is intended to have a planting of the rose with representatives of the Red Cross- possibly on May 4 at 1.30p.m.



just a few days before International Red Cross Day- 9May (Photo: Cathie Cook -Friend of Peace Park receiving her membership badge from Illawarra Regional Secretary – Jill Millburn.)

Ribbonwood Centre at Dapto - Peace Rose Garden



The Garden is flourishing and the standard Peace Roses are beginning to bloom since first planted. We are now organising an open day and celebration of the Garden for late April close to ANZAC Day- Keep an eye open for the notice. VOLUNTEERS NEEDED – at least one person -about half an hour once a month – to have one each month assisting with dead heading and weeding.


Photos: The Garden, Aspirin Rose and Peace Rose



SOME COMMITTEE NEWS: The Committee met on Thursday evening 18th March via Zoom to report and approve the financial statements, plan our meetings, Neutrog ordering, report on Parks, renewing contract for Neighbourhood Centre

FINANCIAL REPORT: General Account: \$2471.93; Show Account: \$5539.23; Friends of Peace Park: \$469.06; Term Deposit: \$8079.36.

UPCOMING EVENTS: Miniature Rose Show at Mittagong RSL Club-17-18 April;
TBC- opening of Ribbonwood Peace Garden April 29; Planting of Red Cross Rose-4 May
Neutrog Delivery – 9th April TBC and closing date for orders 31st March.



Roses by the Seaside - National Rose Championships

Hosted by the Illawarra Rose Society on behalf of the Rose Society of NSW.

We want our interstate visitors to have a memorable visit to Kiama for this Conference and National Rose Show. We will be calling for volunteers to assist us before and during this event on 15-18 October.

Volunteers will be needed: to welcome visitors, to assist with setting up hall for the rose show; to sell raffle tickets; entry tickets to the show; to drive a twelve seater bus between the motel and Kiama Pavillion for those unable to walk the distance.

We would also invite you to attend: Rose Show, the Cocktail Welcome, the Conference Dinner, the AGM, Conference sessions, bus excursions and also to enter your roses into

the Rose Show. We will want a good showing of roses for the public and our interstate visitors.



NEUTROG®
Biological Fertilisers

www.neutrog.com.au