

# Southern Highlands Regional Rose Society

## April 2026 Newsletter



Signature Rose Best Friend

*Hello Rosarians Friends,*

It's hard to believe Easter and Daylight Saving over!

Hope the Easter bunny hopped your way if you're a chocolate lover. My indulgence is hot cross buns.

April is huge for our small Rose Society Membership.

We will have a big milestone on April 22nd with the planting of the first Australian bred rose in our very new Renwick Community Rose Garden officiated by the Major, Jesse Fitzpatrick.

Invitations have been sent to Mittagong Garden Club, the Renwick Community and beyond.

Our March guest speakers Colin Hollis and Gary Wootton outlined the huge commitment we have to make to this project. Gary outlined very important guidelines to establishing a Community Garden.

Our members thank you for your guidance and support.

We are hosting a morning tea following the rose planting with the Mayor. I hope you can supply some delicious goodies for our guests to savour whilst having a cuppa with the Mayor.

Our April guest speakers are Richard and Ruth Walsh who are avid rose growers and rose breeders from Maitland.

Richard will give a visual presentation of the beautiful roses they have bred.

Many of their roses have been purchased with Community Grant money to be planted in the Renwick Community Rose Garden.

Closing date for Neutrog Winter Order is April 13th.

I will purchase Neutrog products for the Renwick Community Rose Garden. Since garden area has been extended more Chockablock is required to enrich the soil.

Looking forward to sharing an exciting meeting with you on April 15th.

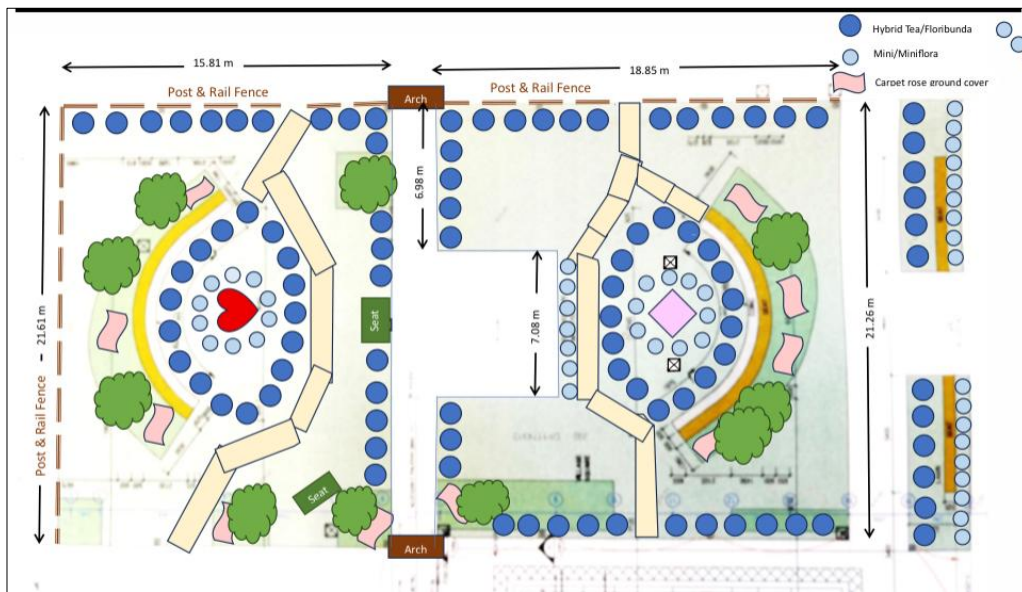
Enjoy the roses before their winter slumber

Your chairperson,

*Annette*



The latest garden plan for Stage One Renwick Community Rose Garden.



Initial stage of site development.




## Richard and Ruth Walsh

Richard fell for roses when he bought his first home in 1961 and planted his first six roses (Peace, Queen Elizabeth, Buccaneer, Pink Parfait, Roundelay and Orangeade) to brighten up the place. He needed to know how to grow them, so he joined the Rose Society in 1972.

He first heard about breeding at a meeting back in the late 70s and made his first crosses in 1980. While there was some success in the 90s, he reached what he would call their peak in retirement in 2004.

Below: Some of Richard and Ruth Walsh bred roses that will feature in Renwick Community Rose Garden.



**Dusky Moon:** Shrub, flowers are a mauve blend, with white reverse, cupped form, borne in small clusters with intense fragrance.



**Miss Jane:** Floribunda in warm-pink tones. Full old-fashioned blooms borne in large clusters with an intense, sweet fragrance. Repeat bloomer and good disease resistance.



**First Light:** Medium yellow with pink edge. None to mild fragrance. Average diameter 2". Medium, double (17-25 petals), borne mostly solitary, in small clusters bloom form. Moderate, blooms in flushes throughout the season.


## The Governor's Wife

The Governor's Wife is an Australian bred grandiflora rose bred by Richard and Ruth Walsh.



It's a stunning orange-pink rose known for its large ruffled, moderately fragrant blooms.

*Richard looking at The Governor's Wife planted at NSW Government House in 2017 by the Governor's wife, Linda Hurley.*



The rose was commissioned by Linda Hurley, wife of former NSW Governor David Hurley, to recognise the contributions of previous NSW Governor's Wives.

We are fortunate to have two Governor's Wife roses to plant in the Renwick Community Rose Garden.



*Annette*

# Members Choice Show Bench

## Single Bloom



**Gemini**

*1st: Annette Lane*



**Golden Beauty**

*2nd: Liz Patton*

## Miniatures



**My Little Angel**

*1st: Annette Lane*



**Lucciola**

*2nd: Robyn & Peter Miller*

## Floral Bowl



**Seduction & Mother's Love**

*1st: Robyn & Peter Miller*



**Bright Smiles**

*2nd: Annette Lane*

## The Show Bench

Each month at our meetings we encourage you to bring along your beautiful rose blooms to share your joy with fellow members. A single bloom and/or a vase arrangement featuring the rose, miniatures and minifloras will enhance our meeting discussion.

Members are asked to vote for their favourite presentation.

Tallies are added up at the end of each year with the winners in each category receiving a garden centre voucher.

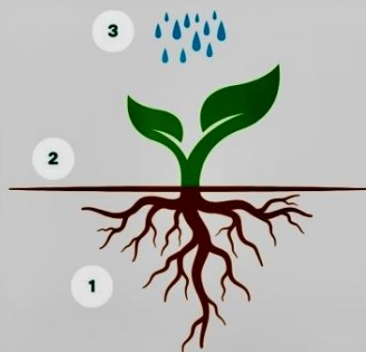
### 2026 Advocate Store Deadlines

Winter – Ordering Deadline 13th April 2026

Spring – Ordering Deadline 13th July 2026

Summer – Ordering Deadline 12th October 2026

#### Prepare the soil now for success.



Whether you're planting a new garden, restoring tired soil, or prepping for the season ahead, good soil preparation makes all the difference.

1. Enrich your soil and create a nutrient and biologically rich foundation with **CHOCKABLOK** and **Seamungus**.
2. Mulch with **Whoflungdung** to lock in moisture and protect roots.
3. Finish by watering everything in with **GOGO Juice** to boost biological activity.

