



# UNSH Newsletter Edition 2019. 8

Bring a  
perfumed  
rose/s to  
Sept meeting  
if possible.

The Rose Society of NSW: Upper North Shore & Hills Regional  
Email: [rsunshsecretary@gmail.com](mailto:rsunshsecretary@gmail.com) Phone: 9653 2202 (9am - 7 pm)

Facebook: UNSH Rose Regional

UNSH meets on **3<sup>rd</sup> Sunday** of each month in 2018.

Meeting time: 2 pm (Autumn and Winter) PLEASE ARRIVE 15 minutes earlier to 'Sign On';  
buy raffle tickets

Chair: Kate Stanley

Assistant Chair: David Smith

Treasurer: Judy Satchell

Secretary: Paul Stanley

## Next UNSH Meeting :

Sunday **15<sup>th</sup>** August 2019 at SPECIAL **EARLY** START: 12 noon  
"Birchgrove" (Private address in email)

Speaker:

**Rosalie Vine**

**(Immediate Past Chair Macarthur Regional)  
on "Perfumed Roses"**

- BBQ
- Neutrog Pick Up
- September Show Bench -Judge: Rosalie Vine
- Raffle (\$2 each ticket)
- Exclusive NEW Walsh Rose Release. Special price for UNSHkins: \$12 (7"pot) Miniflora. Seven available. Limit one per person.

Monies raised  
will go towards  
to UNSH



*Tara's  
Rose*

Details for September meeting on page 13

Important Note: Meeting will start promptly at 2 pm. So please settle quickly in your seats. Rosalie will judge Show Bench while Notices are being given. Talk will start at approximately 2.15 pm. (12- 2pm will be an informal time to eat and collect products and wander the garden. Please ask Kate re cuttings after meeting.



Original & continuous  
attending UNSHkins...

(left to right)

Joy Augustessen

John Bulluss

Barbara Novak

Frederick Novak

## Table of Contents

- Page 3- Spring Report
- P. 4- Dates 2019; Members bringing salad Sept meeting
- P. 5-Raffle winners August meeting & Spring Rose Shows
- P. 6-8 Results August Show Bench
- P. 9- September Show Bench Schedule
- P.10- State Workshop-Exhibiting Roses
- P. 11 UNSH Workshop 'Birchgrove' Sue Kingsford OAM  
"How to arrange Old Garden Roses"
- P.12- Cultural Notes
- P.13- Details of UNSH September Meeting
- P. 14- Show News ; details of help needed
- P.15 New Members' Section

## UNSH Spring Report-Kate Stanley

Congratulations to Judy Satchell for winning the UNSH Annual Point Score Perpetual Trophy. This was awarded to her at the recent 'Christmas in July' luncheon. Well done also to Trish Piper, who won second place.

Members please remember to bring your perfumed roses to "Birchgrove" for Rosalie Vine's talk on 'Perfumed Roses'. This is the Spring Neutrog collection day. UNSH will be meeting a little earlier than usual to have a barbeque lunch- Sunday 15<sup>th</sup> September 12 noon. Speaker 2pm.

Upper North Shore & Hills Regional will be on holidays during the month of October. However there will be an UNSH Workshop at the Sacre property "Birchgrove", in preparation for the UNSH Spring Rose Show. Recently awarded with an OAM, Sue Kingsford from 'Roses and Friends', will be demonstrating how to arrange Old Garden Roses in a bowl for benching. This is to help instruct those who will be benching at the upcoming rose shows. It will be a 'hands-on' workshop with materials provided. Members are asked to bring in their Old Garden Roses or David Austin roses from their garden.

Modern David Austin roses will be included, as their rose blooms also hang their heads down like the older roses. The workshop will be on **Saturday 19<sup>th</sup> October at 11 am** with a sausage sizzle afterwards. The cost will be **\$5** to help pay for materials. **RSVP by Friday 11<sup>th</sup> October**. Other Rose Society members are welcome. UNSH exhibitors are planning to stage their roses at the Sydney Spring Rose Show nearby on the same day (6.30-9.15am), returning in the afternoon.

UNSH will hold its second Rose Show on Sunday 10<sup>th</sup> November at Galston Community Centre. Doors will open to the public 12 noon until 4 pm. Special guest will be Kelvin Trimper (Immediate Past President World Federation of Roses). He will be conducting a Seminar at 4 pm. (Bookings only \$5) There will be stalls selling roses, a pop up 'Bella Rose' café, rose display, floral design and horticultural exhibits. A 'Wine and Cheese' evening will follow for exhibitors, sponsors and UNSH workers at 5 pm.

UNSH will hold its Christmas party on Sunday 15<sup>th</sup> December at 4 pm at the Galston Community Centre. UNSH changes to the SUMMER time of 4 pm meetings. Guest speaker will be UNSH Patron, Sandra Ross from radio 2GB & Ross Tours. Sandra will be showing some photos of the gardens she has visited overseas.



There will be an UNSH meeting in January, 2020 on Sunday 19<sup>th</sup> at 4 pm at Galston Community Centre. Speaker to be advised. Please note new UNSH email addresses.

[unsh.secretary@gmail.com](mailto:unsh.secretary@gmail.com) (General communication) [unsh.chair@gmail.com](mailto:unsh.chair@gmail.com) (UNSH Spring Show)

## Dates 2019

Day	Month	Time	Venue	UNSH meeting	Benching
Sunday 6 <sup>th</sup>	October	11 am See p.10	Macarthur Sustainability Centre, Campbelltown	State Exhibiting Workshop Details TBA	
Saturday 19 <sup>th</sup> - Sunday 20 <sup>th</sup>	<b>October UNSH Workshop on Sat 19<sup>th</sup></b> on "How to display Old Garden Roses"	UNSH Workshop run by Sue Kingsford at "Birchgrove" 11 am with Sausage sizzle lunch afterwards. <b>RSVP</b> "How to arrange Old Garden Roses and David Austin's for show" Materials provided. \$5 . All rose society members welcome.	Sydney Regional Rose Show (Saturday) Dural Country Club  Macarthur Rose Show (Sunday)	NO meeting	
Sunday 10 <sup>th</sup> <b>UNSH ROSE SHOW</b>	November <b>UNSH ROSE SHOW</b>	<b>WHOLE DAY UNSH ROSE SHOW</b>	Galston Community Centre	NO meeting <b>UNSH ROSE SHOW</b> Presentation by Mr Kelvin Trimper	Show Benching
Sunday 15 <sup>th</sup>	December	4 pm	Galston Community Centre	Meeting Speaker: Sandra Ross	Benching

# Congratulations . . .



Raffle winners...

Left to right: Anne won twice! Two books

Raj, a NEW member won a Walsh rose

John won 'National Pride' kindly donated by Victoria

(Immediate right) Judy won 'Summer Lovin''

(Walsh rose)






## Spring Rose Shows...






- **Nepean (NBMH)** Sun. 12th October St Dominics
- **Sydney** Saturday 19th October (11-5) Dural Country Club
- **Macarthur** Sunday 20th October Mater Dei \*
- **Illawarra** Sat. 2nd (12-5); Sun. 3rd (9-3) November - School of Arts, Jamberoo \*
- **UNSH Spring Rose Show** Sunday 10th November - 12noon - 4 pm ; Galston Community Centre \*




\* Show Schedules on NSW Rose Society Website

# August Show Bench results

Class 1	One cut single rose		<p>1<sup>st</sup> place: Trish Piper 'Mutabilis' (front)</p> <p>2<sup>nd</sup> place: Judy Satchell 'Ellie'</p> <p><u>A single rose</u> : one row of up to 5 petals but have up to 3 additional petals in a second row.</p>
Class 2	One cut cluster rose		<p>1<sup>st</sup> place: Judy Satchell 'Ellie'</p> <p>The formal name for a rose that normally blooms in a cluster is a Floribunda rose. A rose that has a number of stems with blooms on a single stem. ie cluster</p>
Class 3	One 'Old Garden rose'		<p>1<sup>st</sup> place: Trish Piper 'Cornelia' 1927</p>
Class 4	Float bowl David		No entries



	Austin rose		
Class 5	Camellia japonica-one bloom with 2 leaves		<p>1<sup>st</sup> place: Judy Satchell (rear)</p> <p>2<sup>nd</sup> place: Trish Piper (front)</p>
Class 6	Vase of garden flowers	 <p>1<sup>st</sup> place &amp; Judges' Pick: Judy Satchell</p>  <p>3<sup>rd</sup> place: Trish Piper</p>	<p>2<sup>nd</sup> place: Judy Satchell</p> 
Class 7	Flowers in an egg cup		<p>(left) 1<sup>st</sup> place: Judy Satchell</p> <p>(right) 2<sup>nd</sup> place: Trish Piper</p>

Class 8	3 cuts foliage		<p>(back) 1<sup>st</sup> place: Judy Satchell</p> <p>(front) 2<sup>nd</sup> place: Trish Piper</p>
Class 9	Photo of own rose		<p>(left) 1<sup>st</sup> place: Judy Satchell</p> <p>(right) 2<sup>nd</sup> place: Judy Satchell</p>
Class 10 Miscellaneous	One cut of flower not mentioned on the Schedule already.		<p>(Back right) 1<sup>st</sup> place: Trish Piper</p> <p>(Back left) 2<sup>nd</sup> place: Trish Piper</p> <p>(Front) 3<sup>rd</sup> place: Anne Buttigieg</p>



# September Schedule

This will be the last Show Bench before the UNSH Spring Rose Show on Sunday 10<sup>th</sup> November  
We have collected many clear plastic bottles for you to use. There are green glass bottles if there is not enough.

Class 1	One vase Hybrid Tea rose	1 stem &/or cut	
Class 2	One vase Floribunda rose	1 stem &/or cut	
Class 3	One vase Old Garden rose	1 stem &/or cut	Rose 75 years and older
Class 4	One Australian Bred rose	1 stem &/or cut	
Class 5	One David Austin rose	Float bowl-provide own	Stalk removed-must be floating.
Class 6	One vase miniature roses	Own vase used	Minimum 3 cuts/or stems
Class 7	Vase of garden flowers	Own vase used	
Class 8	One unit of cooked goods with rosewater.	Presented on a plate, covered with gladwrap.	
Class 9	One vase of flowering bulbs	NND	
Class 10 Miscellaneous	Any rose/s unidentified.		

If you are unsure of the type of rose, call Kate who can identify for you. Eg. Hybrid Tea. If you do not know its name you can put it in Miscellaneous. Another alternative is Google your rose. Sometimes Google isn't quite correct but it can be a starting point.

NND= Not Necessarily distinct (can be different ones)

Please remember to sign Exhibitors Register and attach a white tag with your Exhibitor number on it. Use paper clip to attach or slip partly under vase.



Left: Richard Walsh and Judy Satchell who won the Judges' Pick with her Vase of Garden Flowers.

Centre: Paul Stanley (Steward) with Richard, as he was instructing members on Single Roses

Right: Ruth and Richard judging, with Paul stewarding at the Show Bench.

This is an excellent workshop that is perfect for those who wish to start exhibiting their roses. It is about an hour & a half drive from Galston Community Centre. An easy drive down the motorway. Thoroughly recommended.



**The Rose Society of NSW Inc**  
 ABN: 91 335 797 824 [www.nsw.rose.org.au](http://www.nsw.rose.org.au)  
[www.facebook.com/rosesocietynsw](https://www.facebook.com/rosesocietynsw)

**LEARN HOW TO STAGE YOUR ROSES FOR EXHIBITING AT ROSE SHOWS**

A HANDS ON WORKSHOP & DEMONSTRATIONS BY SOME OF OUR BEST EXHIBITORS

Venue: Macarthur Centre for Sustainable Living  
 1 Mount Annan Drive, Mount Annan  
 (one stop after the Mount Annan Botanic Garden coming off the M5 Freeway)

**Sunday 6 October 2019**

9.30am-10.00am Registration  
 10.00am—3.30pm: Workshop with exhibitors demonstrating and assisting participants in learning how to stage various classes of rose exhibits—to facilitate learning there will be small groups rotating from one table to the next. **REGISTRATION IS ESSENTIAL BY 30TH SEPTEMBER AS THE NUMBER OF PARTICIPANTS IS LIMITED.**

Morning tea is provided. Bring your own lunch.



**REGISTER BY 30TH SEPTEMBER**

REGISTRATION COST:  
 \$25 for Rose Society members and  
 \$35 for non-members  
*Note: Cannot Register on the Day*

**FOR FURTHER INFORMATION:**  
 Call Kristin Dawson Ph 4244 3765 or 0422 157 353  
 or Colin Hollis Ph 4236 0456  
 or Rosalie Vine Ph 4625 6067 or 0423 050 532

SEND YOUR DETAILS TO:  
 Kristin Dawson  
 Secretary, Rose Society of NSW Inc  
 PO Box 637  
 DAPTO, NSW 2530

OR BY EMAIL:  
[rsnswsecretary@gmail.com](mailto:rsnswsecretary@gmail.com)

Name: \_\_\_\_\_  
 Address: \_\_\_\_\_  
 \_\_\_\_\_  
 Telephone: \_\_\_\_\_  
 Email: \_\_\_\_\_

Payment can be made by **cheque** addressed to:  
**The Rose Society of NSW Inc**  
 Or  
**EFT to:**  
**The Rose Society of NSW Inc**  
**BSB 032689 A/C No 154814**  
 (Please ensure you have sent registration and your name is on the bank transaction)



Steve Beck drove all the way from Fitzroy Falls to hear Speaker Glennis Clark from Heritage Rose at the UNSH August meeting.



## “Arranging Old Garden Roses”

People booked into UNSH Workshop given by Sue Kingsford OAM  
on Saturday 19<sup>th</sup> October at 11 am at  
Private garden “ Birchgrove”.

**\$5** payable on day to cover materials. (Bring your snips/secateurs and any David Austin roses or old garden roses-roses that flop their heads down) Other materials provided. Roses also provided if you don't have any Old Garden or David Austin roses.

Sausage sizzle provided by UNSH

Any members wishing to book in please email /phone UNSH ASAP.

Sue runs “Roses & Friends” a nursery at Fitzroy Falls which specialises in Old Garden Roses and Found Roses. She will teach us tricks to present Old Garden Roses.



Duchess de Brabant – these old roses often have very full heads with a large amount of petals but hang their heads down. Sue will help us to know how to maximise their beauty when benching an exhibit or in a vase for home. Many of the Old Garden Roses have delicious perfume.

Cultural Notes  
By Doug Hayne Rose Consultant  
NSW ROSE SEPTEMBER 2015, page 6-8

“By now pruning (*Editor- Established modern roses but not David Austin roses*) should be completed...now is the time to top up organic mulches for the coming months. Organic mulches play an extremely important role in the growing of healthy roses as they prevent water evaporation, insulate the roots against the hot summer temperatures, inhibit weed growth and provide a slow release source of nutrients. As a result of the warm weather during the latter part of winter, the spring flush is well on its’ way and so at the various pests and diseases that see the new growth as their personal domain...

- Aphids-suck out fluid from tender new growth. Directing a jet of water to remove. Lady birds are their natural predator.
- Thrips-blooms appear dirty and have an unsightly dark edge.
- Red Spider Mite-fine webbing amongst foliage
- Black Spot-fuzzy edged rounded blackish or purplish spots on rose leaves. Remove and bin leaves.
- Powdery Mildew-white powder -like substance on leaves, flowers, stems. Allow as much airflow & sunlight as possible
- Rust-reddish brown -bright orange spots on underside leaves & canes-remove diseased leaves-bin
- Downy Mildew -good ventilation important
- Botrytis Blight Pink spots on white and lighter coloured blooms-good ventilation important (Ed. Avoid overhead watering. Watering best down before noon so that any water splash can dry before dusk)

*(Ed. Prevention of disease and pests is better than trying to cure. A well fed and watered rose is a happy rose and will not be prone to stress which is the platform for the above problems)*

...With respect to the control of both insets and fungi, there are chemicals that are registered to control them and generally work if the instructions for their use are followed. However, everything has a price and the use of chemicals can lead to the damage of the environment. When using chemicals, rosarians should follow the rules of protection for spraying them.ie use of masks, glasses, protective clothing.

Fertilising roses put the icing on the cake, if the pests and disease are under control and should be commenced as soon as new growth appears. (*Neutrog’s*)‘Sudden Impact for Roses’ is a top shelf fertilizer and is recommended by all the State and National Rose Societies. It is recommended small quantities are used on a regular basis for the best results. ie a handful around the drip line monthly. (*Ed. Neutrog’s Liquid ‘Strike Back for Orchids’ is recommended for roses in pots*)

All the spraying, fertilising, disease control...will be virtually for nothing, if roses don’t get a regular watering. Rose beds are best watered twice a week. (Ed. 15 L each time-deep watering is preferable) ...Shallow watering does not encourage roots to go down seeking water.”





## Spring has sprung at 'Birchgrove'

Hope you can join us for a wonderful UNSH meeting on Sunday 15<sup>th</sup> September for the early start of 12 noon for a BBQ lunch, garden wander, collect ordered Neutrog products, hear Rosalie Vine speak on "Perfumed Roses" at 2 pm. Meeting will conclude at 4 pm. **PLEASE BRING A PERFUMED ROSE OR TWO FROM YOUR GARDEN IF POSSIBLE.**

## Information for new members 2019-2020

Chair: Kate Stanley

Treasurer: Judy Satchell

Secretary: Paul Stanley

Committee Members: Kate Stanley, Judy Satchell, David Smith, Paul Stanley, Victoria Vartuli.

Delegates to State Council: Kate Stanley; Judy Satchell; Paul Stanley

Alternative Delegate: Victoria Vartuli

Assistant Chair: David Smith

Assistant Treasurer: Paul Stanley

2019 Neutrog rep: David Smith

Chief Steward: Paul Stanley

Welfare: Trish Piper

Newsletter & Membership Secretary: Kate Stanley

2019 Spring Show Secretary: Kate Stanley



### Rose Advisors to UNSH

Klaus and Brigitte  
Eckardt

from Green E Roses  
(listening to Graham  
Ross at the Inaugural  
meeting May, 2017)



**Show Bench** A schedule is published each month for the upcoming meeting. This will outline what classes are included. During the “off season-winter months for roses” horticultural classes and other garden flowers are included. This gives member’s practise in exhibiting. Floral Design (ONLY) classes can use purchased flowers, if desired. Places are given a point score, which accumulates in July. For 2019-2020 each exhibit will receive 1 point for entering Monthly Show Bench.

Judge’s Pick: 20 points  
 First: 10 points  
 Second: 5 points  
 Third: 3 points

Entries into Rose Shows are –

Champion: 50 points  
 First: 30 points  
 Second: 20 points  
 Third: 10 points

Instructions to Exhibitors.

- Arrive 15-20 mins earlier than meeting start to stage exhibit/s. You are welcome to prepare your Floral Design in the hall. Paul and Kate are there 1 hr before meeting setting up.
- Sign the Exhibition Register. With your name and exhibits. You will use the register number to put on Benching Slips. This makes you anonymous to judge. Eg. # 5
- Using green bikini vases (unless specified) and place your exhibit in the right class. There is water available. Bring newspaper or paper towel to put in the vase to secure bloom. You want the bloom to be ‘looking at judges’
- Write out benching slip (you can prepare these at home). One side will be for the benching number. (which you will need to add ) and the other side is the name of rose if known. Slip this under the base of the vase. There are benching slips available.
- Please clean up any water spilled/ foliage.
- Collect your exhibit at the end of the meeting.
- The judge will put a sticker on place getters. Blue-first; red-second; Green/Yellow-third) You will receive an UNSH prize slip in the post. They are collated with point scores till July meeting.

**UNSH kins** are \$5 to raise money for UNSH. Our new little mascot!  
 Put your order on sign on sheet – state whether you would like yellow or red.



**UNSH** name badges also available. \$10 each.  
 You can order through email or at the meeting.  
 If possible please pay when ordering. Badges will be available at next meeting.

Upper North Shore & Hills Regional Signature Roses

Each region has its own special signature rose. Our regional group has adopted TWO roses. One modern and one old to signify the importance of both to rose lovers.



The first is Hybrid Tea , **Rosa 'Kardinal'**. We chose this to signify where the group was set up- ie "Birchgrove", where there is a climbing Kardinal on the barn. It is a sturdy rose throwing long canes. Unlike other

roses that are prone to wilting when benching, it hold its petals and its majestic shape. The velvety petals makes one wonder whether it is the inspiration for the material velvet.

#### **Old World Climber, Rosa 'Sombreuil' (1850)**

A charming and refined climber. Flat, quartered, creamy white rosettes tinged with pink. Delicious tea scent. Repeats well.

#### Tips for Benching.

1. Pick flowers in the morning and hydrate well.
2. Remove any insects/webbing. Check under leaves
3. Presentation is key. The rose should be looking at the judge.
4. Use paper towel or newspaper in vase to angel bloom.
5. Wipe or rinse rose foliage carefully.
6. Floral design should be done in the round. ie to be viewed at any angle.

#### **From Judges' Handbook...**

**"Stem"**-a stem is defined as an original new growth which carries ONE bloom or ONE bud and has received NO check from pinching, stopping or pruning from the time of starting into growth to flowering. Disbudding is not regarded as a check to growth under this definition. The stem should be proportionate in thickness and length to the size of the bloom it supports.

**"Cut"**- A cut is similar to a stem (original new growth) that carries MORE than one bloom. And/ or bud or buds.

#### When you arrive to bench...

- Always arrive 15-20 mins before start of meeting to arrange exhibits.
- There will be a preparation table for you. Ensure you clean up your own cuttings. There is a large garbage bin available. Good idea to bring a disposable bag or newspaper to wrap up refuse.
- Have pre written white paper rectangular tags. (6 X 3 cm) The name of your rose should be on one side / your exhibitor number on the other. There are tags available. CONTINUED
- Your exhibitor number is from the Exhibitor Register- as you arrive list your entries (and names of roses) on the Register. Your Exhibitor number is determined as you arrive. Continued...
- The Showbench will be judged during notices at the beginning of the meeting.
- The Judges Pick will then be announced. Certificated will be presented at the next meeting or posted.
- Members can view the Show Bench during afternoon tea. The Judge will be available then to answer any inquiries.

- Places are given a point score which accumulates for the July meeting.
- First 10 points; Second 5 points; Third 3 points. Judges Pick 20 points.
- Entries into Rose Shows are Champion 50 points; First 30 points; Second 20 points; Third 10 points.



- D **Dead** remove any dead stems (brown), foliage, blooms.
- D **Dying** remove any sickly growth.
- D **Diseased** remove any growth that has been attacked by insects and fungus.
- D **Damaged** remove any damaged (bruised or crushed) or crossing over stems
- D **Diddly bits** remove these weak, inefficient stems, only in winter.

1. The two types of roses that benefit from this hard winter prune are Hybrid Teas and Floribundas. This will promote flowering.
2. Old Garden Roses, Polyanthas and David Austin Roses should NOT have a hard winter prune. David Austin himself advocates this. They should be maintained with the mnemonic "D". Clearly if there is a rose stem that is in the way of a path for example, trim off. But these roses do not like the hard prune and will either not perform, sulk or often die.
3. Young rose plants of any sort (2-3 yrs or younger) should NOT be hard pruned as they have not established their root system nor established themselves. (This is so important with the intense hot summers we are experiencing.)

---

## FEATURE ARTICLE

## Black Spot in roses

### What causes my roses to get Black Spot?

1. Some rose varieties are more susceptible than others, such as roses that have yellow in their genetics.  
Graham Ross
2. Tends to occur in hot, humid conditions.
3. Caused by a fungus called *Diplocarpon rosae*.
4. Water staying on rose leaves for 6-7 hours
5. Stressed roses are more susceptible to Black Spot. This may be due to adverse weather conditions such as severe heat; inadequate water; inadequate food. The Rose Society recommends Neutrog's Organic Products for Roses. **Sudden Impact for Roses** applied 6 weekly over Spring, Summer and the first half of Autumn will nourish your roses. Then you can use **Seamungus** during the Winter when most roses are dormant. Remember to always water soil first before applying fertiliser and afterwards. This way the rose will be more readily able to uptake the nutrients. Also 'burn' can occur on the rose if this process is neglected.

### Do I need to do anything about Black Spot on my roses?

1. Apart from being unsightly, Black Spot seriously weakens the rose.
2. Left untreated, Black Spot can cause a rose to completely defoliate. Remember that the leaves are important as they are the 'food factory' for the rose.
3. If you are keen to exhibit your roses, " (the foliage) should be adequate in quantity and size, undamaged, fresh and clean in appearance and of good colour and quality for the cultivar" (NRSA Handbook for Judges, 2013, p.8)

## How do I know that my roses have Black Spot?

1. Black Spot is aptly named as this is exactly what it looks like mainly on the leaves but left unchecked it can progress down the stems/canes.
2. It occurs on the uppermost sides of the leaves. It can also appear on the undersides.
3. They are feathery, ragged black circles or filled in black spots with outer margins with edged in yellow.

## How does Black Spot spread?

- This fungus is easily spread by water splash. Mulching your roses can assist with this problem.
- Infections take hold when water remains on the leaf for 6-7 hrs. Therefore while we cannot control this when it rains, we can reduce this problem by NOT watering rose foliage and watering at the base of the rose. So if you have an automated watering system, a drip one is preferable over sprinklers. If you need to use sprinklers, soaker hoses especially in scorching summer weather, do so as your first task in the morning, so that the leaves and stems can dry out well during the day.
- Fungus can overwinter on stems or leaf litter and re-emerge in Spring.
- Fallen infected leaves. Most roses are deciduous. However when a leaf is infected it spreads up the life of the leaf and will fall prematurely. (See Challenge at the end of the article)

### Organic home control

1. Prevention is the best option. Maintaining a healthy rose will help to reduce the incidence of this fungus. Not overcrowding rose bushes so that the air can move freely. Reduce dense foliage in the centre of the plant.
2. Gardening hygiene- Keep your rose secateurs clean with alcohol. Ensure you dry them with a clean cloth before using. Collect fallen affected leaves and dispose in bin. Pluck off affected leaves/ or cut off stem. Do NOT denude rose. Remove the worst affected parts. Enrich your rose. You can progressively remove the other ones. Remove any affected canes to healthy wood.
3. Mix fat free milk with water with 1:1 ratio. Put into a spray and apply to all leaves of the rose.
4. Or mix 4 litres water with 3 level teaspoons of Bicarbonate of Soda and a few capfuls of fish emulsion. Put in a spray bottle and apply weekly in the cool of the day.

### Spray Control

If you wish to use a spray, **never use in the heat of the day.**

- *“Apply eco-fungicide or eco-rose every 7-10 days at the first sign of disease outbreak. Leaves already infected cannot be saved but the spray will create a protective coating over leaves to prevent new infection occurring.*
- *Include eco-seaweed into the spray solution to strengthen plant tissue and make it harder for the fungus to penetrate into the leaves.*

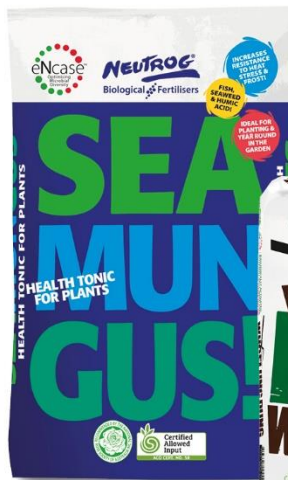
*HANDY HINT: We recommend adding a little eco-oil (2ml per litre) to the eco-fungicide or eco-rose solution to help it stick and spread better over the foliage. If you have an insect problem at the same time then increase the eco-oil rate (5-10ml per litre) to create a combined organic insecticide and fungicide spray. “  
*Organic Crop Protectants is recommended by the Rose Society of NSW.**

- Article written by K. Stanley (Dip Teach., B.A.,M.A)

Disclaimer: The information in the above article is compiled from reliable sources but is not necessarily the opinion of The Rose Society of NSW.

# Feed & protect **NOW** for a headstart in... **Spring!**

Seamungus rejuvenates soils, boosts plant health, increases root development, strengthens extreme temperature resistance and is ideal for establishing new and bare-rooted plants ... all year round



## Whoflungdung Super Mulch

A biologically activated, nutrient rich, weed free, absorbent, super mulch that introduces a wide diversity of beneficial bacteria to the soil.



Year round  
fertilising for  
year round  
health



Freecall 1800 65 66 44 [www.neutrog.com.au](http://www.neutrog.com.au)

0-419