



Macarthur Rose Newsletter

Vol 30, No: 3, September 2023



Neutrog Delivery

Our Neutrog orders are due to arrive in Sydney in early September.

The pick up address is:
4/1 Samantha Place
Smeaton Grange NSW

As usual, I have not received any notification as to the exact date when the orders will be delivered.

This means that the time between being notified of the delivery and the pick up time will be very short.

Please be prepared to collect your Neutrog order at very short notice. I will make every effort to give you as much notice of the pick up as I can but it sometimes it is not possible.

Remember we have no storage. If you are unable to pick up your order please either arrange for someone to do it on your behalf or contact me directly.

Volunteers will be needed to assist with the distribution. Please consider offering to help - even if only for half an hour. All help is greatly appreciated.

Your cooperation and understanding around the deliveries is always appreciated.



Image Above: Madame Hardy is a superb classic old rose. It is considered to be one of the most beautiful roses to be hybridised. It is classified as a damask rose and blooms once a year in late spring and early summer.

Dear *Rose Friends*

Spring is almost upon us and our gardens are reflecting the warmer weather that is gradually creeping up on us. The days are starting to get longer with the promise of late evening gardening opportunities. It is an exciting time in our gardens as we wait for the new roses to begin forming buds and to start to re-foliate after their winter prune.

Graham Wright has given us some guidance in the cultural notes about how to maintain that new foliage and buds in the Cultural Notes on page 2.

At our meeting 2 September, Helen Lovel from Neutrog will be visiting us to present about Neutrog products. Helen is very knowledgeable about how the Neutrog products work in your garden. Come along with your questions and be prepared to have a lively and informative discussion with Helen. Pages 4 and 5 have some information about some of their more popular products that will help inform your questions and help you decide what products to use and when.

Our August pruning session at the Vitocco's was well attended and it was a great opportunity for us all to learn from the expert rose pruners among the group. It also gives us all an opportunity to learn from each other as we all know some little piece of information that the person next to us doesn't know. Once again the Mrs Vitocco put on a most lavish afternoon tea for us all.

However in the hustle and bustle of the afternoon some pieces of equipment were mislaid. One of our members could not find her blue round bucket with an orange handle pruning saw and electric Ryobi secateurs and its battery pack inside. These were all lying inside the bucket on a yellow microfibre cloth. If you picked up this bucket for safe keeping, could you please contact me directly on 0410 444 562.

Preparations are well underway for our annual Spring Rose Show. Volunteers will be needed to support the smooth running of the show. Please consider volunteering even if only for an hour on the day of the show. It makes a huge difference when we have many volunteers to share the load. More information on the show is on Page 5 of this newsletter.



Our own rose show is also a great opportunity to try exhibiting your roses. If you haven't attended a rose show previously, you will be rewarded when you see so many beautiful roses in the show. The show is being held locally and has easy access to everyone in the Macarthur region. Come along, enjoy the roses, help out and enjoy yourself.

Christmas will be coming very soon after our rose show and there have been discussions among the social subcommittee about what to do this year. Further information will be available at our September meeting.

Yours in Roses

Judith

September Cultural Notes

With the beginning of Spring we could call this the anticipation month. The buds which appeared last month have now flourished into young stems. The colour of the foliage varies from bright shining greens to the attractive bronze. In a way our roses practically talk to us and this will be evident throughout the season. If the foliage becomes dull and lifeless it is an indication that all is not well. Similarly, by the end of the season old canes will be telling us if they need pruning.

In late Winter I gave our plants a dressing of Meatworks and Seamungus. Now with more warmth I will apply the Sudden Impact. Let us remember that this was the first big seller from Neutrog and that it is now over 20 years since it burst on the scene. It was specially formulated in conjunction with the top people from the Rose Society of SA. There have been many favourable comments made about Sudden Impact for Roses from members of the general public. Not only does it help us to produce good blooms it also develops healthy plants which resist fungal diseases.

Helen Lovell, our Neutrog representative will be our special guest at the September meeting. I would really like to see a big attendance on that day. She resides in Victoria and is making the effort to keep us up to date with all of the developments at Neutrog. Having started with the special rose fertiliser we now have a wonderful range of products which cover virtually every aspect of our gardening.

To conclude my Neutrog comments may I remind you that every member should avail themselves of the excellent notes which the company sends out on a regular basis. Furthermore, the opportunity to purchase the products at a discount makes membership a must.

I continue to urge you to be observant in the garden. I have already seen a few aphids and if allowed to multiply they will suck the life out of the young shoots. The garden centre of your choice will have a wide range of products to eradicate them. Many are very safe for gardeners so choose to protect yourself and the environment.

Caterpillars also enjoy young foliage so watch for the telltale holes in the leaves. Again, look for safer sprays such as Dipel.

With dry weather forecast the fungal issues may not be as prevalent as in wet seasons but I would still advise preventative sprays for blackspot or mildew. I prefer to use a mix of Eco-Oil, Eco-Carb and E-Seaweed. This is done every two weeks as a preventative measure.

Spraying does not have to be a chore. If you are using products which are non-toxic it is much easier. The right equipment is out there waiting for you. Some spray units have small battery-charged pumps. Most of us are now more likely to apply foliar feeds to our plants and these can often be mixed in with the sprays suggested above. There are many of the Neutrog products which come as liquids. I will be very interested to hear what Helen has to say about POPUL8.

I have worked hard in recent weeks to mulch all of my rose beds in preparation for a hot, dry Summer. Not only will this retain the moisture but hopefully the tough time that I had with weeds last year will not be repeated.

The amount of watering will be determined by the weather. Ideally we want our roses moist but not in sloppy soil. Aeration and the ability of microorganisms to flourish are related.

Finally, may I encourage all members to be involved with our forthcoming show on the first Sunday in November. Ideally that could be by exhibiting your blooms, but there are numerous opportunities to help and be involved. Talking to members of the public is usually a pleasure and can sometimes lead to people joining the Society.

Best wishes to all rosarians,

Graham



Rose Information

This is a month when our roses start growing rapidly as the warmer, mild weather arrives. These beautiful Spring conditions are also ideal for the reappearance of aphids and caterpillars. If they haven't arrived at your roses yet, they will be there soon.



Macrosiphum rosae, the rose aphid, is a species of sap-sucking aphids in the subfamily *Aphidinae*. As the name suggests, the aphid is found on

various types of rose (*Rosacea's* sp) and mainly colonises tender flower buds, young shoots and lower surface of new shoots and young leaves.

They seem to arrive overnight, 'en masse' and proceed to chomp away happily at your new growth and reproduce at what seems like lightning speed. They bear young as opposed to laying eggs.



Aphids come in many colours - green, black, orange, red, white, yellow grey.....

They quickly suck the sap out of leaves, buds, and stems. Severe infestations distort or kill leaves and flower buds. They secrete a sweet, sticky substance called honeydew. This honeydew promotes sooty mould



(fungus) growth on your roses and leaves a black residue on rose bushes. Rose aphids also spread plant viruses from one plant to another. They are wingless and slow moving so are easy to control if you are attentive to your roses.

Controlling aphid infestations early in the season will help you to control them throughout the rest of the season.

If you wait long enough, the aphids natural predators - the ladybug and the lacewings - will arrive. These are very efficient at dealing with the aphids and happily control the aphids while there is a plentiful food supply. However once the food supply diminishes the natural predators depart to your neighbours and the aphids start to multiply again.


Companion planting with plants such as marigolds (the giant ones seem to work better), the salvia family of plants, basil, garlic, onion and mint can help control infestations. But aphids are persistent and can multiply quickly again when the conditions are right.

Commence regular spraying at intervals of 10-15 days to protect the plants from fungal disease and pests such as aphids and caterpillars. This is best done in the cool of the evening or early morning. Avoid spraying in windy weather. Regular watering is usually needed in September, especially for the new plants.

If you're looking for a natural way to rid your roses of aphids, Neem oil is also an excellent option. It's an organic pesticide that doesn't have harsh chemicals and can be used as a repellent.

Caterpillars

Most leaves with irregular cuts or leaves totally removed are most likely to have been eaten by Caterpillars. There are several types which prefer roses and all are quite small. Caterpillars can also 'drill' holes through forming flowers which appear as flowers with holes.



As their life cycle is quite short, unless a huge amount of damage is being caused it may be better to just live with them. If you must control the caterpillars, several specific bacterial caterpillar sprays exist which will be safe to other insects.

Tasks for the rose garden this month

Use preventative spraying regularly to prevent disease rather than treating after they have become present on your plants. If there are pests on your rose bushes, spray at the first sign and follow up with a preventative spray a few days later.

Remember to check that your roses are getting enough water. As the weather warms, we can be caught unawares due to the weather changing rapidly from warm to cool. The occasional rain shower also lulls us into thinking that we don't need to check the moisture content of our soil. Remember, roses love water, they don't want to sit in it but they like to be well hydrated. They will reward you with many blooms in return.



Image above: City of Newcastle, a high centred bright red Hybrid Tea rose. It has a light raspberry fragrance, and grows very tall and wide.

Neutrog Products

At our meeting in September, we will be hosting Helen Lovel from Neutrog. Helen is Customer Relationship Manager for NSW and will be talking to us about the Neutrog products. To help you get the best out of our session with Neutrog, we have detailed what the purpose and strengths of some of the products that we can purchase from Neutrog.

One of their first products and the most popular is Sudden Impact for Roses. It comes in both the pellet form and a liquid form. Both come in various sizes ranging from 1L bottles to 20L drums of liquid and 1kg containers to 20kg sacks. The pellets are a slow release **form of fertiliser** that has been formulated exactly to meet the growing needs of roses. The liquid form is ideal for pot plants as the roses can easily absorb it and replenish quickly after the frequent watering that potted roses require.



Seamungus also comes in both pellets and liquid forms. It is ideal to use when planting any new plants. It **gently conditions plants** as they are establishing and can support the nutrient requirements for rapid root growth that happens after planting. It can also be used on all plants including Australian natives throughout the year as a tonic and support when they are under stress after replanting, heat waves, flooding or other events.



GoGo Juice is essentially a **probiotic for your soil**. It only comes in a liquid form. GOGO Juice is manufactured aerobically (with air added) in huge stainless steel vats over an 8-12 week brewing period. It is teeming with microbes that activate the natural processes that occur in the soil, speeding up the decomposition of the residual organic and mineral compounds, ultimately increasing the nutrient availability and stimulating growth. GOGO Juice is suitable for all the garden including roses, natives, potted



Whoflungdung is a biologically activated, nutrient rich, weed free, absorbent, **super mulch**. When applied according to directions, it helps to keep weeds at bay, keep the soil cool in the summer and warm in the winter. Most significantly,



Whoflungdung reduces, if not eliminates, the nitrogen draw-down which is often reflected in plants after mulch has been applied. Apart from reducing weeds, many users also happily report

that blackbirds don't like it.

Seduction, Apricot Nectar, Peter Frankenfeld, Isn't She Lovely, Governor Macquarie



For all of you who grow Orchids, Strike Back for Orchids is the perfect fertiliser. It comes in the same forms as Sudden Impact for Roses and Seamungus - both pellets and liquid forms and various sizes. It is an organic based, chemically boosted fertiliser specifically developed to enhance the growth and development of orchids. The liquid solution also makes it perfect for use with orchids not grown in pots, such as Epiphytic orchids. Its lower nitrogen to potassium ratio has been specifically designed to enhance the flowering process and hence Strike Back for Orchids should be applied at least from February to October to get great flower spikes and colour.

The Meat Works Blood and Bone is a favourite. It only comes as a 25kg bag. It can be used everywhere at any time of the year to **improve your soil**, provide some nutrients and generally enhance growth. Tomatoes and lettuces love a regular meal of blood and bone. Geraniums bloom prolifically with regular applications. As a general purpose fertiliser, is gentle on the plants and improves the soil. Worms multiply in the garden after a liberal spreading of Meat Works. It can also be used in pots.



Rooster Booster is an **all purpose fertiliser**. It is heat treated and pelletised chicken manure, great for all plants, especially the vegetable garden and fruit trees. It conditions and adds nutrients to the soil encourage worms and other other beneficial organisms. A very good all round fertiliser although probably not the best available for roses. Sudden Impact for Roses gives better roses.



Popul8 is one of Neutrog's newer products and is the result of many years of research and testing. It is **designed to populate and occupy the biological space in the soil and on plant roots which may otherwise be an available space for plant pathogens to inhabit**. That is space that is available for pathogens that may not be beneficial. Popul8 is designed to fill that space.




POPUL8 contains a diverse base microbiome of some 200+ naturally occurring bacteria and fungi, and selected bacteria and fungi that have been identified for their individual and symbiotic purpose and beneficial characteristics. It should only be applied two or three times and year, apply when conditions are cool and never apply with other fertilisers or conditioners. As it contains life microbiome's safety precautions should be taken when using Popul8. It can be used on pot plants but at a diluted rate.

SAVE THE DATE: *Macarthur and Sydney Regionals Spring Rose Show 2023 is being held on Sunday, 5 November 2023 at the Macarthur Centre for Sustainable Living.*

Neutrog Products

Gyganic has been specifically developed to **enhance uniform size and quality fruit, flower and vegetable production**. It is an organic based, biological, chemically boosted, complete fertiliser with the full range of nutrients in an organic form, coupled with chemically boosted levels of Nitrogen (N), Phosphorus (P), Potassium (K), Iron (Fe) and Magnesium (Mg). This fertiliser is the 'go to' fruit tree fertiliser almost guaranteeing uniform, large and tasty fruit if used regularly over the growing season. I can personally attest that it is wonderful for apple trees and blueberries. It can be used very successfully on citrus too.



If you grow camellias and azaleas, Kahoona is the fertiliser for you. It is an organic based, chemically boosted fertiliser, specifically developed to enhance the growth and flower development of acid loving plants such as Camellias, Gardenias, Azaleas and Rhododendrons.



The higher potassium to nitrogen ratio within Kahoona, plays a crucial role in enhancing flower development, whilst the boosted levels of iron and magnesium help maintain healthy green foliage, aiding in preventing the yellowing leaves which are often seen in late winter and early

spring. Kahoona is manufactured into a pellet form and has all the micro and macro nutrients needed for the perfect blooms and plant health.




Image above: St Patrick. This is a beautiful, classic exhibition rose. It has bright yellow petals with a green tinge on the outer petals. It is very slow to open but rewards your patience with a very long vase life. It holds very well in the heat without fading.

Our Rose Show

On Sunday, 5 November 2023 Macarthur Region, in partnership with Sydney Region, will our hold first Rose Show in over four years. Rose Shows are an important part of our calendar each year. It is also one of the ways we meet the requirements of our Constitution, which is to promote all aspects of the ROSE.

Apart from that, Rose Shows are a lot of fun and provide endless opportunities to get to know people and to see the Rose in all its glory and its different forms. It also gives the opportunity to view roses that you are not familiar with and may want to grow in the future. Finally you can talk to very expert rosarians who have a wealth of knowledge and information about displaying and showing roses, the best tips and ideas to care for and grow your roses and add to your expertise.

The **Rose Show schedule** is now on the NSW Rose Society website. I have also included it with your newsletter this month so that you can look at it closely and have lots of opportunities to ask questions about it and decide what classes you might want to enter. There is something for everyone to enter. Beginners can enter any class, but the C class has been especially created so that beginners can try their hand at exhibiting in a more formal way than on our monthly show bench.

<p>at Macarthur Centre for Sustainable Living 1 Mount Annan Drive MOUNT ANNAN NSW 2567 Sunday 5th November 2023 ENTRIES CLOSE 9:00PM Thursday, 2nd November 2023 Late entries will not be accepted</p>	<p>SHOW SECRETARY: Rosalie Vine M: 0423 050 532 EMAIL: Rosalie.Vine1950@gmail.com The venue will be open to exhibitors for staging from 6:30AM, 5 NOVEMBER 2023. Judging will commence at 9:00am Sharp <i>All exhibitors must vacate the exhibition area during judging.</i></p>
--	---

Volunteers will be needed both on the Saturday and Sunday to set-up and pack-up. The time this takes depends entirely on how many volunteers we have. Usually about 1-2 hours.

We will also need volunteers on the day of the show. Tasks include stewarding, selling roses and raffle tickets, making up boxes of roses to sell, providing help desk support and many other general tasks. Remember our Rose Society is only as good as we are prepared to make it. Your help will be greatly appreciated.

Birthdays



Macarthur Diary

2nd September - General Meeting - Guest speaker is Helen Lovell from Neutrog

1st-30th September - Spring Neutrog delivery (exact date to be advised)

7th October - General Meeting
Preparations for our annual rose show

21-22 October - National Rose Show in Perth WA

4th November - General Meeting

5th November - Our Spring Rose Show

2nd December - Christmas Party

We meet at the CWA Camden Hall on the first Saturday of each month (other than January) at 2:00pm. You can access the venue via the Coles carpark. Coles Camden is at 19 Murray Street, Camden.



12th Judy Reilly



Camden CWA Hall

Alternatively, the carpark of the CWA can be accessed from the first roundabout on Cawdor Road opposite the Camden Bowling and Sports Club.

We are open from 1:30pm to give you time to arrange your roses for the show bench prior to the meeting. Oasis can be purchased at the show bench preparation area for \$1 per block. There is also a Buy, Sell and Swap table for our home grown produce and other products we may want to share. Our library of rose books are available at our meetings.

Come along, enjoy great conversation, beautiful roses and meet new friends. All are welcome. For further information telephone: 0410 444 562.