



Macarthur Rose

Newsletter Vol 27, No 8
June 2020



Hilton Edward

Neutrog Sales are BACK!!!

Neutrog sales are back again, which is great news for all of us rose growers.

Graham Wright has kindly agreed to reopen sales of Neutrog for our members. You will need to contact Graham to arrange a time to collect the Neutrog. Graham can be contacted on Tel: 9606 5888.

Understandably with a highly infectious pandemic in circulation, it is extremely important that you have the correct money placed in a plastic bag for Graham. Please do not expect Graham to handle your money directly. It must be the correct amount and in a plastic bag for you to be able to collect the Neutrog products.



Remember to disinfect your hands before you get out of your car to load your Neutrog and to pay for the products and keep to the social



distancing guidelines of 1.5-2.0 metres away from Graham and each other. After you return to your car remember to sanitise your hands again and after you have handled the Neutrog products to unload your car.

I am sure all our members will be able to comply with these simple requirements to maintain our access to the Neutrog products.

Thank you to Graham and Janet for going the extra mile to ensure the Neutrog product sales continue for the Rose Society members during these very difficult times.

Dear Rose Friends

First of all thank you all for your patience waiting for the next newsletter. The COVID 19 pandemic has brought extraordinary times upon us and impacted everyone and everything. Fast moving decisions in March at the start of the pandemic meant our Rose Society meetings were cancelled fairly abruptly. However, I am sure you agree that we made the right decision given the vulnerabilities of many of our members. We are at once uniquely vulnerable and responsible for each other's safety.

Understandably the pandemic has had huge implications for the Macarthur Rose Society. As yet, Elderslie Public School where we usually meet every month, has not reopened the hall for hire. We will only be able to resume face to face meetings when arrangements are in place to ensure that it is safe to meet. I am in discussions with the staff at Elderslie Public School and will keep you updated as the Department of Education evolves its position. This will be guided by NSW Government advice and restrictions.

Already we have many of our usual events cancelled this year. Our Autumn Rose Show that we hold in March/April each year in partnership with the Ingleburn Horticultural and Garden Club was cancelled at short notice. In recent days we have received notification of the need to cancel our Spring Rose Show that we hold in conjunction with the Mater Dei School Country Fair. I am also working on whether it will be feasible to hold a rose pruning session at one of our usual locations but this is reliant on Government restrictions and the considered availability of our members.

While we are unable to meet, it is important to remember to renew your membership, which is now due. The pandemic will eventually wane and will allow us to resume some of our activities such as the Rose Society meeting. Please renew early as unless we keep up our membership during this pandemic there is a risk that Rose Societies will cease to exist. The reasons to renew are on Page 2. I have attached the membership form with this newsletter.

Our AGM is now due and the complexity of holding the AGM and the competing priorities of keeping safe and reducing infection opportunities, have caused some in depth considerations for all regions. Our solutions and the advice from the Department of Fair Trading are detailed on Page 2 of this newsletter. Please read it carefully and provide us with your input. As we are unable to meet at this time, I have also included the financial reports for April and May as the Treasurer has prepared them. Please let me or the Treasurer know if you have any comments on these reports (pages 3 & 4).

In March I reported that one of our long time members, Muriel Harris was very ill. It is with great sadness that I report Muriel passed away in mid March. Muriel was a well liked member of our Rose Society and contributed generously of her time and support to Macarthur Rose Society. I have passed the condolences of the membership onto Muriel's daughter.

I would like to specially thank Jan Priestley our Care Convenor who so wonderfully marks all our birthdays and special events. Thank you Jan you have been a 'light' for many of us during the pandemic.

One advantage of the pandemic is that we have all had more time to spend in our gardens.

As the long-term weather forecast is for plenty of rain, it is an ideal time to condition the soil, get rid of the roses that have done poorly, transplant roses to a better position and anticipate the new rose arrivals. These issues are all covered in the Cultural Notes this month and there is an article about Curl Grubs, an insect that has been having a great party underground while we were in the grip of the drought and the pandemic.

As we venture into winter – Happy Gardening and Stay Safe

Judith



Membership

It is time to renew our membership to the Rose Society of NSW. It is important that we keep up our membership during these challenging times to ensure that the Rose Society continues to survive and thrive. While we are currently unable to meet during the pandemic we can get considerable value from our membership. Benefits include:



Joining with a community of people who love to grow and enjoy beautiful roses.

Expert advice is available from experienced rose growers who have grown beautiful roses successfully for many years. We also get to share our own growing experiences both good and bad on how to grow great roses.

Ongoing information about what needs to be done in our garden every season from our newsletters and website at <http://nsw.rose.org.au>. There is easily available information on how to tackle weeds, pests and fungi to help us get great roses growing in our gardens for over nine months of the year. No matter what our purpose or passion for growing beautiful roses our membership supports our individual efforts.

Finally, we can buy the wonderful Neutrog products at highly competitive prices due to the Rose Society of NSW special arrangements with Neutrog. These are excellent products that make such a difference to our gardens and with the savings we make with our Neutrog special arrangements we can buy more roses.

Rejoin today and better still invite one of your friends and/or neighbours to join as well. This will ensure we continue to have a vibrant Rose growing community and are able to continue to grow beautiful roses during the pandemic and our need for isolation.



From cherry red buds, glorious, tightly formed, deep pink flowers erupt. The Rose '**Unconventional Lady**' is a Hybrid Tea with up to 25 petals. A strong growing bush with good disease resistance growing 150-170cm tall. A great cut flower with long stems and a memorable perfume. It is the fundraising rose for the International Rose Convention in 2022.

Annual General Meeting

The Macarthur Regional Rose Society Annual General Meeting is usually held at our regular June meeting each year. At this time, consistent with the requirements of the Department of Fair Trading, all the office bearer positions are spilled and become vacant, nominations are called and members vote for their desired nominee.

This year, holding an AGM is particularly difficult and the President of the Rose Society of NSW and the State Council Executive have advised:

'After consultation with State Executive, they propose that Regional Rose Societies leave their Regional Executive in place until our AGM in 2021. If it is necessary to fill any particular position this can be done on either a temporary or permanent appointment by Regional Executive decision.'

The Department of Fair Trading usually requires Incorporated Associations to lodge an application for extension of the AGM. This year, the Department of Fair Trading has advised of a special dispensation due to the COVID 19 pandemic. Associations may conduct their AGM when restrictions are lifted or may conduct the 2020 AGM, for the purpose of presenting the financial information to members, in conjunction with the 2021 AGM.

The Department of Fair Trading reference number for this advice is Reference No: **10166795** if you wish to independently review this advice.

After consultation with the key Macarthur Rose Society office bearers such as the Treasurer, Secretary and Care Convenor and others, who were appointed at the 2019 Annual General Meeting, all advised that they are willing to continue in their current roles.

These are very challenging times and the dispensation from the Department of Fair Trading and the willingness of people to continue to engage with the work of maintaining the Macarthur Regional Rose Society is greatly appreciated.

I am sure you will join me in thanking all those who have agreed to continue to serve the Macarthur Rose Society during this pandemic.

Meetings of the Macarthur Regional Rose Society

At the time of writing there is no date for us being able to resume our regular meetings. I have been in constant contact with the staff at Elderslie Public School throughout the shut down. As yet, they are not able to give any definite date for when we may resume rehiring the hall.

As you would be aware, the hall may not be large enough for us to be able to hold a meeting and maintain appropriate social distancing. However, there may be a possibility of us eventually being able to use the courtyard outside the school. While this would not be ideal in bad weather - hot or cold - it may offer us a short term solution.

In the meantime, meetings remain suspended and I will keep you informed on what is happening as information comes to hand.



*Macarthur Regional
Rose Society
Treasurer's Report
April 2020*




Hilton Edward

THE ROSE SOCIETY of NSW Inc. MACARTHUR REGIONAL			
Treasurers Report for APRIL 2020 accounts as Prepared for MAY 2020 meeting			
CLUB Balance b/fwd as at		31st MARCH 2020	\$ 5,489.57
Donation	NIL TRANSACTIONS THIS MONTH		\$ -
Raffle			\$ -
Fertiliser	Cash		\$ -
Fertiliser	Cheques		\$ -
sales			\$ -
			\$ -
			\$ -
			\$ -
TOTAL INCOME		NIL TRANSACTIONS	\$ -
EXPENSES			
Cheque No.	Payee	Detailed	
	NIL TRANSACTIONS THIS MONTH		\$ -
TOTAL EXPENSES		NIL TRANSACTIONS	\$ -
CLUB Balance as at	30th APRIL 2020		\$ 5,489.57
RECONCILIATION			
Balance as per Bank Statement	30th APRIL 2020		\$ 5,789.57
	Less unrepresented Cheques	SEE CELL (N32)	\$ 300.00
TOTAL MONETARY VALUE BALANCED	30th APRIL 2020		\$ 5,489.57
ASSETS AS ADVISED BY GRAHAM & JANET WRIGHT AS AT 30th APRIL 2020			
NEUTROG IN STOCK	No of Items	Value	STOCK VALUE
Bush Tucker	5	\$33	\$ 165.00
Gyganic	5	\$33	\$ 165.00
Kahoona	7	\$33	\$ 231.00
Sudden Impact for Roses	51	\$33	\$ 1,683.00
Sudden Impact for Roses Liquid 1L	6	\$11	\$ 66.00
Sudden Impact for Roses Liquid 5L	5	\$38	\$ 190.00
Strike Back for Orchids	7	\$33	\$ 231.00
Strike Back for Orchids Liquid 1L	5	\$11	\$ 55.00
Strike Back for Orchids Liquid 5L	4	\$38	\$ 152.00
Sudden Impact for Lawns	12	\$33	\$ 396.00
Rapid Raiser	6	\$16	\$ 96.00
Rocket Fuel	4	\$15	\$ 60.00
Cock'n'Bull	4	\$8	\$ 32.00
Rooster Booster	10	\$13	\$ 130.00
Seamungus	41	\$22	\$ 902.00
Seamungus Liquid 1L	9	\$11	\$ 99.00
Seamungus Liquid 5L	5	\$38	\$ 190.00
GOGO Juice 2L	12	\$17	\$ 204.00
GOGO Juice 5L	5	\$38	\$ 190.00
Meatworks Blood'n'Bone	8	\$33	\$ 264.00
Whoflungdung	39	\$15	\$ 585.00
Nincompoop	16	\$7	\$ 112.00
GOGO Juice 20L	2	\$130	\$ 260.00
Seamungus Liquid 20L	1	\$130	\$ 130.00
Total Fertilizer asset		30th APRIL 2020	\$ 6,588.00
		Total banking	\$ 5,489.57
TOTAL VALUE, BANKING PLUS CHEMICALS			\$ 12,077.57
I move that this report be adopted. W R REILLY			
Presidents Signature.....			DATE 9th MAY 2020



*Macarthur Regional
Rose Society
Treasurer's Report
May 2020*



Hilton Edward

THE ROSE SOCIETY of NSW Inc. MACARTHUR REGIONAL			
Treasurers Report for MAY 2020 accounts as Prepared for JUNE 2020 meeting			
CLUB Balance b/fwd as at		30th APRIL 2020	\$ 5,489.57
Donation			\$ -
Raffle			\$ -
Fertiliser	Cash		\$ -
Fertiliser sales	Cheques		\$ -
			\$ -
			\$ -
			\$ -
TOTAL INCOME		NIL TRANSACTIONS	\$ -
EXPENSES			
Cheque No.	Payee	Detailed	
	06-Mar Neutrog	Fertilizer	\$ -
TOTAL EXPENSES			\$ -
CLUB Balance as at		31st MAY 2020	\$ 5,489.57
RECONCILLIATION			
Balance as per Bank Statement		31st MAY 2020	\$5,489.57
	Less unrepresented Cheques	SEE CELL (N32)	\$ -
TOTAL MONETARY VALUE BALANCED		31st MAY 2020	\$ 5,489.57
ASSETS AS ADVISED BY GRAHAM & JANET WRIGHT AS AT			
			31st MAY 2020
NEUTROG IN STOCK	No of Items	Value	STOCK VALUE
Bush Tucker	5	\$33	\$ 165.00
Gyganic	5	\$33	\$ 165.00
Kahoona	7	\$33	\$ 231.00
Sudden Impact for Roses	51	\$33	\$ 1,683.00
Sudden Impact for Roses Liquid 1L	6	\$11	\$ 66.00
Sudden Impact for Roses Liquid 5L	5	\$38	\$ 190.00
Strike Back for Orchids	7	\$33	\$ 231.00
Strike Back for Orchids Liquid 1L	5	\$11	\$ 55.00
Strike Back for Orchids Liquid 5L	4	\$38	\$ 152.00
Sudden Impact for Lawns	12	\$33	\$ 396.00
Rapid Raiser	6	\$16	\$ 96.00
Rocket Fuel	4	\$15	\$ 60.00
Cock'n'Bull	4	\$8	\$ 32.00
Rooster Booster	10	\$13	\$ 130.00
Seamungus	41	\$22	\$ 902.00
Seamungus Liquid 1L	9	\$11	\$ 99.00
Seamungus Liquid 5L	5	\$38	\$ 190.00
GOGO Juice 2L	12	\$17	\$ 204.00
GOGO Juice 5L	5	\$38	\$ 190.00
Meatworks Blood'n'Bone	8	\$33	\$ 264.00
Whoflungdung	39	\$15	\$ 585.00
Nincompoop	16	\$7	\$ 112.00
GOGO Juice 20L	2	\$130	\$ 260.00
Seamungus Liquid 20L	1	\$130	\$ 130.00
Total Fertilizer asset		31st MAY 2020	\$ 6,588.00
		Total banking	\$ 5,489.57
TOTAL VALUE, BANKING PLUS CHEMICALS			\$ 12,077.57
I move that this report be adopted. W R REILLY			
Presidents Signature.....			DATE

Roses by the Seaside

The State delegates and executive of the National Rose Society of Australia met on Thursday 4 May 2020, and the decision was made to postpone the the National Rose Championships and Conference that was to be held in Kiama this October 2020.

The National Rose Championship will now be held on 15-18 October 2021. The Kiama Pavilion and accommodation at the Kiama Shores Motel have already been confirmed for these dates.. Fortunately, the postponement and the continuation of the grant funding from Destination NSW and Destination Kiama has been approved for the revised date.



It is extremely disappointing to have yet another event postponed due to the pandemic, but given the difficulties with travel restrictions and the current limitations for fundraising and sponsorship, the decision was inevitable. We can now all look forward to enjoying the championships next year.

BUNNINGS Fundraiser

As you all know, Macarthur's annual Bunnings BBQ has been a great way to raise funds for the International Rose Convention that was to be held in October 2021. If you are a regular shopper at Bunnings you will be aware that they ceased all fundraising BBQs due to the pandemic. I have been in regular touch with the Bunnings Narellan Social Activities organiser and as yet they have no date for reinstating the BBQs.

Roses to give away If anyone is interested, I have a potted 'Black Forest' rose that I am giving away. I purchased it last year from Treloars. It has bloomed prolifically and beautifully for most of the year until I recently dug it up to do something else with that space in the garden. However it has been such a good performer that I couldn't bear to just throw it away. In usual times I would take it along to the Rose Society meeting and donate it for whatever someone is prepared to pay for it.



Here is some information about this rose. It is primarily suitable as a mass display or as a potted rose. It grows to 0.90cm, is extremely heat and black spot resistant. The blooms retain their colour in even the hottest temperatures. It was awarded Australian Rose of the Year, Gold Medal, Best Rose of Trial and Best Floribunda Rose on Trial at the 2019 Australian National Rose Trial Garden awards in Adelaide. If you would like this rose for your garden please call me on 0410 444 562 to arrange pick up or delivery.



The 2021 World Rose Convention has been postponed due to the COVID 19 pandemic and the ongoing restrictions on both national and international travel. Further details about the Convention, which will now be held from 27 October to 03 November 2022, will be shared as they become available. Again while this is a disappointing outcome, it does allow all the Australian Rose Societies to continue their fundraising and planning activities for this International Convention.

The postponement doesn't take away the opportunity that the Convention holds for Macarthur Rose Society members to attend such a prestige event. Many of us do not have the opportunity to attend these Conventions when they are held in the northern hemisphere. The opportunity to attend such an event should not be passed. Start planning now to attend this Convention in Adelaide. You won't be disappointed. The Roses by the Seaside National Convention, which is only a short drive from our own region will be a great warm up for the International Convention in Adelaide in 2022.



Announcements

As we are unable to meet and share our garden spoils I am happy to include advice about any roses or produce from your garden that you may want to share with other rose society members. Please call me so that I can send out a notice to our members about your produce.

I also have a 1.2m standard 'Red Riding Hood' rose to give away to someone. The best I can say is that my ideas for a particular part of my garden didn't work last year. As a result of the pandemic, I have had time to rethink my idea leading to the giveaway for the Black Forest rose and this Red Riding Hood rose.

This rose is part of Kordes' Roses Fairytale Roses® Collection. It is a floribunda with beautiful, traditional shaped blooms. They are produced in large clusters giving a sensational effect in the garden. This standard has grown strongly and well since I planted last year. Call me 0410 444 562 if you are interested in a 1.2m standard rose.



Show Bench Roses

As we know our Rose Shows for 2020 have been cancelled due to the COVID 19 pandemic. Our autumn rose show in conjunction with Ingleburn Horticultural and Garden Club was cancelled in early April. Recently we learnt that the Mater Dei Country Fair where we usually hold our annual Spring Rose Show has also been cancelled.



Bunch of five (Moonstone)
Photo: Maureen Thackeray

Although many of our rose shows have been cancelled, the care and growing of our roses has not stopped. None of us can afford to let the rose care of our gardens lapse because we want to restart exhibition roses when the pandemic conditions allow us to exhibit again.

In the autumn our Rose Show was cancelled at the very last opportunity. This meant that many of us has a garden of roses ready to exhibit and no where to show them. It was particularly

disappointing because we had very good autumn rains after the drought and the extreme and sustained summer heat.

However two of our A Grade exhibitors, Ian and Maureen Thackeray, were not deterred by the short notice cancellation. While being forced to give many of their prized exhibition blooms to neighbours and friends rather than letting them die on the bush. For our enjoyment, Maureen exhibited her roses at home and photographed some of these for the newsletter.



Full Bloom (Winter Sun)
Photo: Maureen Thackeray



Floribunda up to 25 Blooms (Flemington Racecourse)
Photo: Maureen Thackeray




Miniature 4-6 stems (Baby Jack with six stems)
Photo: Maureen Thackeray

How to control Curl Grubs by GARY WOTTON

If we are to identify, control, deter and rid our gardens of this rose pest, we must understand its life cycle along with its physical appearance during each phase of the life cycle. This will help us to effectively manage this undesirable and destructive pest.

Symptoms of Attack and Infestations

The first symptoms of a Curl Grub attack and infestation is likely to begin throughout early spring. The affected rose will start to show signs of stress and mistreatment. Stressed roses are more



susceptible to Black Spot, which can also make an appearance in Spring with the onset of warm and damp weather. The beetle is a warm and dry weather adversary so it occurs later during the rose growing season rather than

in the Spring.

Adult African Black Beetle

The African black beetle, AKA the cockchafer beetle, is the adult of the Curl Grub and will only atypically become active during Spring. The adult is a scarab type beetle and is less damaging to your roses. It is simply a delivery method for the eggs of the problematic Curl Grub. It feeds and burrows just under the surface of the soil to lay their eggs, often in the potted roses, as the soil mix in the pots is softer and easier for laying eggs and the soil dries out much more quickly.



When the rains finally came that drought year, Beka's Dad tried to persuade Lilla to concentrate on bougainvillea, crotons, and hibiscus. Plants like these grew easily and luxuriantly in the yard, but Lilla kept those trimmed back, and continued to struggle year after year in her attempt to cultivate roses like those she saw in magazines which arrived in the colony three months late from England." — Zee Edgell, [Beka Lamb](#)

Larvae of the White Curl Grub

In the summer, the larvae of African Black Beetle, the white Curl Grub has three pairs of legs during the destructive juvenile stage and will grow to about 25 – 30mm in length. It is often confused with the Australian 'witchetty grub'.

The Curl Grubs hatch from their eggs within approximately 12 days and live under the soil. Curl Grubs change their diet during the varying stages of their growth. In their earliest phase, grubs feed on decaying organic matter.



Once they become a bit bigger, the grubs will feed on the roots of your prized roses. They tend to cause the most damage to the roses in their later stages of development as this is the time when they are feeding in readiness for hibernation.

Pupa

Over winter the larvae start to mature and pupate. They move up to about 20cm from the surface of the soil. After approximately 20 days the pupa emerges as the adult beetle. The life cycle is complete within a year.

Note: During this phase the grubs can readily be seen in their cocoons, normally made from the surrounding mulch, although they attempt to camouflage themselves as best they can into the environment of the mulch you have used.



'A' shows the pupating grub within the cocoon. 'B' shows the complete cocoon

Proven Control Methods

Monitoring for grubs and the adult beetles should start from early spring (if not earlier) and continue through to late summer. Even though the grubs are hard to detect visually at this stage, it is the period when the adult beetles are most active. **Note:** Opinions are held that the beetles are attracted to light and dry soil, so avoid garden lighting and keep everything (pots and gardens) well-watered.

Organic Control Measures

Apply [eco-neem](#) to potted plants as a soil drench using a watering can. Target application time is between early spring to end of summer when the eggs are hatching and the larvae are near the surface of the soil. Ensure thorough coverage of the treated areas. Eco-neem is available from most hardware and/or gardening shops.



Rose Care Calendar

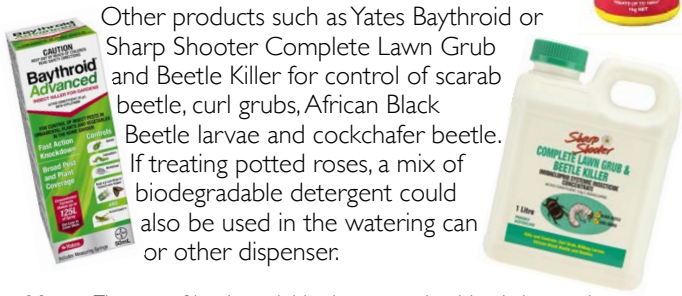
from the website www.nsw.rose.org.au

Pots can be immersed in water, which should make grubs crawl to the surface as they prefer dry conditions. The duration of the soaking is important – pots should be soaked for a period of at least 15mins to ensure saturation and the water level when soaking should be above the top of the pot, to be most effective.

The following can also be added to the water to eradicate the dormant Pupa at the same time. Adding a few drops of tea tree oil, or a molasses mixture to the water can be effective in controlling the grubs. Small pots can be easily immersed in a container of the selected solution, whilst larger pots would require a soil drench using a watering can.

Chemical Control Measures

Sprinkle Searles Dead Grub granules over the affected area. For best results, start applying in early spring before the beetle lays its eggs. This product is a broad-spectrum insecticide that can be used to control African black beetle and a variety of other grubs and beetles in garden situations.



Other products such as Yates Baythroid or Sharp Shooter Complete Lawn Grub and Beetle Killer for control of scarab beetle, curl grubs, African Black Beetle larvae and cockchafer beetle.

If treating potted roses, a mix of biodegradable detergent could also be used in the watering can or other dispenser.

Note: The use of biodegradable detergent should only be used for the treatment of potted roses. Ensure that the Biodegradable detergent you select does not contain chemicals such as fragrances, bleaches, sodium or boron as these, if used repeatedly can harm soil microbiota and increase alkalinity. Don't be tempted to use this method on the garden beds.

Frequency of Application

As the adult beetle continues to lay their eggs over the summer period and the grubs pupate as the weather warms up, the treatment should be conducted every three months. The application of fine mulch to the tops of your exposed pots should also be considered at this stage to reduce the chance of re-infestation and deter the adult beetle from laying eggs throughout the Spring. Prevention is the best form of attack.

Non-Invasive Preventative Measures

Lucerne chaff applied to the top of the potted roses will have the added advantage of breaking down to impart useful nutrients into the potting medium. Some other advantages of the use of Lucerne chaff are:

- Lucerne chaff contains high levels of protein
- It provides many important minerals, including potassium, calcium, iron and folic acid
- suppresses weeds
- conserves moisture
- keeps the soil cool in summer and warm in winter
- stimulates healthy root growth.

Other mulches can also be useful in preventing the African black beetle from laying their eggs, but do not provide all of the advantages of the Lucerne Chaff, mentioned above

MAY

Prepare the soil for planting in June/July. Use dolomite on acid soils and iron sulphate or gypsum on alkaline soils. If you are replacing a rose that has been in the ground, dig out about a wheelbarrow of the soil and fill the space with soil from another part of the garden where no roses have been growing. Dig in well-rotted manure and organic matter. A green crop of mustard seed or legumes, which is then dug in, will also help improve the soil.

JUNE

Before planting bare root roses soak the plants in a bucket of water with seaweed solution for at least two hours. Make a mound in the hole and place the roots over and down around the mound.

The bud union needs to be facing North or West and sitting 3-5 cm above ground level. Backfilled the soil halfway up the hole. Water well, poking around the roots to maintain soil and root contact. Let this drain for 15-20 minutes, then back fill to soil level and water lightly. This will minimise air pockets.

Do not use fertiliser in the planting hole as this will likely burn the new roots that develop. We recommend using Neutrog's Seamungus in June and July as it is an excellent soil conditioner, gentle acting, and it will help plants settle in and get growing new roots and shoots ready for spring.



JULY

In mild areas this is the ideal month for pruning roses. In cold areas it is better not to prune until August. Young growth in those areas is very subject to damage by frosts. Immediately pruning is completed, the prunings and fallen leaves should be put in the green waste bin and the plants sprayed with a fungicide particularly aimed at killing the spores of black spot, mildew and rust.

Lime Sulphur is recognised as being effective and it will also address white scale. It is still too early to get maximum value out of manures. Loosen the top 2-3 centimetres of the soil and remove weeds.

Neutrog Hint: By applying Seamungus to your entire garden now, the soil will be taking in all of that seaweed and chicken poo goodness, but what does that mean in real terms for your garden? It means that as soon as winter slows down and we move into spring, everything in the garden is ready to flourish as there's an instant level of nutrition that the plants will be able to use. The results are that impressive! Remember your GOGO Juice too - we can never have too many beneficial bacteria in our soils, so spread the bugs!



Planting roses

As winter begins, we all start to anticipate the arrival of the new roses that we ordered earlier in the year from the various catalogues and rose nurseries. Despite the cold, it is a time of anticipation and hard work for us all. Bare root roses are better value than roses in pots and if planted in winter or early spring while in dormancy, they establish quicker and flourish earlier than potted roses. Treloars are one of the big bare root rose suppliers in Australia. The information below is courtesy of Treloars Roses. Access it in full at www.treloars.com.au.

Preparation for the new roses

- An open, sunny and well drained position with at least six hours (preferably more) of direct sunlight each day.
- Avoid planting too close to established shrubs and trees as they will compete for water with your roses.
- DO NOT replant into old soil where roses have been removed. Dig out the old soil and renew it with fresh soil.

Soil Roses are very adaptable and can be grown in almost any soil type given it is well drained, deep and full of humus (decayed organic matter). However, the best soils are those of a medium to heavy loam to a minimum of 35cm, over a good clay sub-soil. This type of soil is ideal as it has the natural advantage of retaining moisture and nutrients and requires little preparation.

Drainage Your first step into preparing your soil is to ensure it is well drained. To do this, dig a test hole and fill with water to see how long it takes to drain away. Wait approximately 15 minutes, if the water is not significantly draining away or has not completely drained within an hour there is a drainage problem. If so, you now have two options, select a better location to plant your rose or improve the drainage in this location.

There are many options for improving the drainage. The method selected will depend on the severity of your issue. If the issue is

less severe you can work in organic matter and/or lighter soils to break up your existing soil; or, raise the garden bed and add in fresh garden soil. In more severe cases adding drainage channels with agricultural piping will be the most successful alternative.



Neutrog Hint: One of the most important jobs in winter is mulching. The ground is generally quite moist and may plants are bare making it easy to apply mulch. Here's what Neutrog's resident microbiologist has to say....*"The most obvious reason for mulching is weed suppression and regulating soil temperature, but a good organic mulch such as WhoFungDung will also encourage earth worms to come to the surface, thereby aerating the soil and moving nutrients deeper into the soil profile. Your plants will get the benefit as soon as your garden wakes up."*

Soil pH

Before adding anything to the soil, perform a soil pH test. Testing kits can be purchased from hardware stores / garden centres and are easy to use. The soil pH for roses should sit between 6.5 and 7. Variations of this can result in the nutrients binding with the soil and becoming unavailable to the plant. This can result in many health issues from nutrient deficiencies and in some cases, death.

To increase the pH add agricultural lime to the soil. To decrease the pH add organic matter; iron chelates or powdered sulphur. The quantity you add will depend on your soil type, pH level and product. Be guided by your own research.

Changing the pH of your soil is a gradual process and can take several months, depending on your application it can take as long as six months. Be patient and retest the soil after a couple of months. A good pH balance results in better and stronger blooms during the flowering season.

Soil Preparation

Once you have checked the drainage and soil pH is adequate it is time to prepare the soil. Soil should be prepared at least a couple of months ahead of planting and given four to six weeks to settle in. Build up the soil with organic matter; water in, turn it over a few times and let it sit. Organic matter can consist of a combination of any of the following:

- Well-rotted compost
- Worm castings
- Mushroom compost
- Old manure - it is important that it is well rotted.
- A small amount of blood and bone can be added to the soil,
- Water, water, water.

Avoid chicken manure and any manure from animals that eat meat, as these manures are too acidic for roses. Dig over and water the rose bed multiple times during the next few months, the soil should come to a fine tilth.

DO NOT replant into old soil where roses have been removed. If a rose has recently been removed, you have two choices. Either allow the soil to rest for an extended period of time or replace the soil in this position with fresh soil (at least a large wheelbarrow load). Ensure you test the pH and prepare the soil as normal before planting.

Sandy soils

Roses can adapt to almost any soil type except light, sandy soils. One of the biggest problems with this soil type is water retention, with water and nutrients quickly draining through it before the rose has a chance to absorb what is needed. Sandy soils require more preparation for this reason. To prepare the soil introduce copious amounts of organic matter, digging it through thoroughly.

Applying a good layer of mulch will also help retain moisture. It is important to remember that light, sandy soils require lighter; more frequent fertilising and watering. Be careful as very sandy soils can become Hydrophobic and will not allow water to penetrate the ground but rather let it run off to lower areas of



Planting roses cont...

Essential Do's and Don'ts

DO make sure ground is well watered before planting
DO NOT allow roots to dry out at any stage of planting
DO NOT add fertiliser until roses begin to established i.e. spring
DO NOT use weedicides in ground preparation or near roses at any stage.

When your roses arrive, unwrap the plastic and place the roots in plain water for at least 24 hours and leave there until planting your rose. **DO NOT LET ROOTS DRY OUT!!**

Note that is particularly important this year to unwrap and soak the roots because of the extended delivery times we are all experiencing due to the COVID 19 pandemic.



Plant out your roses as soon as possible after soaking.

If the plants arrive in advance of your planting requirements, they can be 'heeled in'. Select an open space in the garden and dig a large hole. Place bundled roses into hole and cover the roots with soil. Keep them well watered until you can plant.

Ensure your plants will still be planted out into their spot during the winter dormant season. Planting out after winter may cause plant failure.



Left: heeled in roses that arrived too early to plant. Keep the bundled roses wrapped in their twine. Remember to soak for at least 24 hours before digging the hole and burying them. They will last approximately one month like this. You can also use a large pot to heel the roses in. Don't let them dry out

Positioning your roses

All roses require an open, sunny and well drained position. At least 6hrs of direct sun light over the day is required, preferably more.

Avoid planting too close to established shrubs and trees as they will compete for water with your roses.

Planting Instructions:

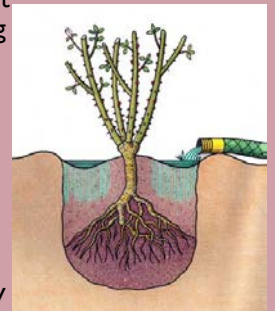


Dig a hole about 30cm wide by 25cm deep with a small mound at the bottom to place the roots in a downward position.

Water the plant before covering roots with soil, firming down

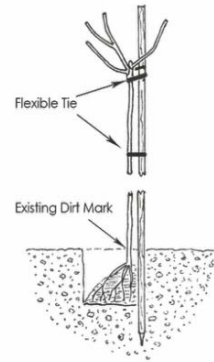
lightly creating a moat.

The graft or bud union should be 25mm above the soil level. **WATER** again thoroughly.



Prune the branches to approximately 25cm in length from the graft, just above a good growth-eye (excluding climbers).

PLANTING A STANDARD ROSE



Standard Roses should always be securely tied to a sturdy stake (as per diagram).

WATER WATER WATER!!

Watering correctly is the most important factor for healthy roses. Water newly planted roses with 10 litres each, 2-3 times a week.

Roses have a reputation of being drought tolerant, and this is true once they are established.

However, when planting new roses, it is important they are kept moist through regular watering. New roses that do not receive adequate water will delay breaking dormancy, suffer dieback, or simply wilt and die.

Mulch your roses. This reduces the water requirement as the mulch will retain a lower soil temperature keeping the moisture in, while reduce the weed growth in your garden. A good mulch for roses is sugar cane mulch or pea straw or **Neutro's Who Flung Dung**.



As noted in the previous newsletter, there are many roses that we all grow well in our gardens. Many of these roses are not highlighted except in the rose catalogues and it is difficult to know about these roses unless you can talk with someone who already grows these roses. Our meetings are an ideal way to find out about these roses. As they are suspended I have highlighted a few here for you that I know about. These roses usually have abundant blooms, high disease resistance and an ability to withstand the high temperatures and water shortages that we are now experiencing with climate change. **This page in the newsletter will highlight some of these roses and their characteristics. If you have a particular rose that you think should be highlighted, please contact me on 0410 444 562.**

POPE JOHN PAUL II (JACsegra)

This rose is a perfect, pure white classic rose. One of the most fragrant roses, it has large high pointed blooms on long stems and prolific repeat flowering. Given its fragrance and vase life, it makes a great cut flower. It is a difficult rose to grow for the show bench because the blooms can be inconsistent.



The bush has very good disease tolerance and a neat growth habit of approximately 1.4m high x 1m wide with healthy, dark green glossy foliage. This rose excels in all types of climates from cool damp climates to hot dry climates.

As with all white roses, it can be greatly affected by thrips in the spring and autumn. Providing these can be controlled, this rose is well worth growing. I found using the blue thrip traps can be a good organic control for the thrips resulting in beautiful clear, white blooms. I purchase them online from Fernland Supplies in Queensland.



Displays of this rose in the home ensure you have a beautiful fragrance throughout the home.

LADY ENDO

This hybrid tea rose was bred by Paul Hains the author of the award winning book on 'Growing Roses in Sub Tropical Climates'. It is a deep magenta coloured rose that deepens as it ages. Its fully petalled blooms sit on long stems covered with healthy lush foliage. Because it has so many petals it relies on regular feeding to make the stems strong enough to hold the large blooms. This is a great cutting rose for the home and friends. While I have not yet seen it on the show bench in NSW it is long last lasting in a vase and reacts well to being stored in a refrigerator. It is a highly disease and heat resistant rose that produces beautiful fragrant blooms throughout the growing season. It grows to approximately 1.30m high. The large blooms change in colour from a deep pink almost to a deep pinky red. It is a rose well worth growing for the vase, the colour of the blooms and it is Australian bred.



SUMMER OF LOVE

This beautiful hybrid tea rose has open, cream, gold and coral shaded blooms to about 12cms. The full flowers have up to 40 petals and they have a nice high centre. They make fantastic cut flowers and last well in the garden with good repeat flowering. This rose is very vigorous and it grows to a height of 1.7m. The fragrance is a slight spicy fragrance that matches the blooms. It is very disease resistant and the blooms repeat quickly throughout the season. It is a spectacular rose to



include in that special bouquet of roses for a friend.

THE CHILDREN'S ROSE

This is a light powder pink many petalled rose with a huge fragrance. It is a strong and disease resistance rose that grows to about 1.5m.

As the rose opens it reveals a mass of petals in stunning, fully double blooms. The Children's Rose has an extremely long vase life and very few



thorns, making it an rose easy to pick and enjoy in a vase. It is a delight in the garden or a pot. Again use the blue thrips traps to avoid the petals being marked.



Happy birthday to everyone who has either celebrated their birthday in May or will be celebrating their birthday in June.

May Birthdays

7th Kerrie McLean

14th Penelope Wardle

25th Lia Cataldo



Australian flower for the month of May

Pink wax flower, *Croea saligna*, has masses of pink star-like flowers in autumn and winter. Prefers shade, good drainage and a light prune after flowering.

Croea saligna is a small shrub up to a metre or more high. In cultivation, it prefers a well



drained position in sun or semi shade. It prefers moist soils but will tolerate extended dry periods once established.

Remember that all contributions are warmly welcomed

C

June Birthdays

7th Debbie Cairnduff

12th Lorraine Hawke

14th Denise Quinn

16th Sarah Rose McLean

16th Kuldeep Kiwalkar

20th Judith Oyston

26th June Hickey Pearce



Australian Flower for the month of June

Thryptomene is a solely Australian genus of about 40 species occurring in all states. They are generally small shrubs of about

1.5 metres high or less. They have small flowers but these often occur in a massed display which

makes species such popular as cut flowers. It is a small shrub to about one metre high with small, oval leaves about 5-10 mm long. Like many members of the myrtle family, the leaves contain aromatic oils. The small, pale-pink flowers occur in the leaf axils mainly in winter and spring but flowers will often be seen at other times of the year. This species is cultivated in most parts of Australia and in many overseas locations as well. It is a hardy plant in well drained soils in a sunny or lightly shaded location and it is tolerant of moderate frosts. The plant responds well to pruning and this helps to develop a well-shaped and attractive bush.

Rose Poetry

Here's a blush rose, with raspberry scent.

Here's a pink, come taste the edge.

And here, my dear, upon the stair,

is simply the hip of a white-blue rose I've carried up to bed.

L.L. Barkat, from Love, Etc.

