

JUNE
2022

ILLAWARRA REGIONAL
ROSE SOCIETY
NEWSLETTER

Elina



PATRON: MRS JILL EAST

CONTACT DETAILS:

Chair: Kristin Dawson M:0422157353
illawarrarosechair@gmail.com

Secretary: Jill Millburn
M:0409849534
jillmillburn@yahoo.com

Treasurer: Robert Coady
robert_coady2004@yahoo.com

POST:
PO Box 15 Jamberoo NSW 2533

25 JUNE – next meeting

Bring whatever rose(s) left blooming in your garden to share – no formal showbench – bring your last rose(s) of summer- and/or weeds in a jar

Bring celebratory afternoon tea.

Raffle- 3 tickets for \$5 – goes towards hire of the venue.

FLORAL ART – GIVE IT A TRY-

Theme: Winter Wonderland

This newsletter:

- Our rose garden this month
- Greetings from France from Gary & Judi Bickford
- International Rose Convention in Adelaide in October-November

In July 23 meeting Diane Ellis will be coming to do a workshop with us on tool maintenance and we can also buy tools from her.



Meets on the fourth Saturday of each month at the North Kiama Neighbourhood Centre, Meehan Drive, North Kiama 1.30-3.30 p.m.

Next meeting: SATURDAY 25 JUNE

David Pomery on Weed management

Photo – Pruning time - Kristin

Message from the Chair

Dear Illawarra Rose Friends

Thank goodness we have had some warmer sunny days after the high freezing cold winds. This wintry weather is now reminding us that it is pruning time and the roses are going into dormancy as the foliage begins to fall and just a few blooms remain on the bush.

We have a custom in the Illawarra to hold a pruning demonstration in July at Peace Park and rely on volunteers and those learning to come and prune the roses and demonstrate the art to those in the public wanting to do their own.

PRUNING DATE: 17 JULY BEGINNING AT 10.00 A.M.

It also is renewing time for membership – anyone who subscribed this year membership doesn't expire until 30th June 2023. However, for most of us:

MEMBERSHIP RENEWAL EXPIRES ON 30TH JUNE

EFT: BSB: 012 429 A/C: 2784 41863 Reference YOUR MEMBERSHIP NUMBER SO YOUR PAYMENT CAN BE IDENTIFIED – and also write it on back of cheques (*Email or phone/text me, Jill or Robert if you don't know your membership number*).

Subscription Secretary: Mrs Glynis Hayne, 25 Forbes Street, Emu Plains, NSW 2750

E: africanqueen1@optusnet.com.au Phone: 0427 104 944

PLEASE INFORM JILL OR MYSELF WHEN YOU HAVE RENEWED SO WE CAN FOLLOW UP.

Many have spoken of the huge number of weeds in their gardens during the rainy weather. So we can learn more about managing weeds and recognising them, David Pomery from the Illawarra District Weeds Authority will come to speak with us at the next meeting.

AGM – JULY- We will be calling for nominations – we need new people to come on to the Committee to be mentored to enable a transition in a couple of years to new caretakers of our Regional Rose Society. Robert Coady who has been Treasurer for 5+ years will not stand this year- he will assist whoever takes the Treasurer role. We also are looking for someone who can help initiate social events.

Kristin - Illawarra Chair

THE ROSE GARDEN THIS MONTH

Our roses are losing foliage and only a few blooms left on the stems.... They are preparing for their winter dormancy.

Now it is a sign for us to commence pruning..... as Brian Wagner from Wagner's Rose Nursery says, don't attempt until after the shortest day of the month. In our Region we usually prune late June to mid-July, but if in a frosty area, wait until the last frosts pass as the occasional warm days can bring on foliage which will be burnt off by the frosts. Most of us on the seaboard are not so prone to frosts, though you will know your own area and whether it succumbs to frosts or not.

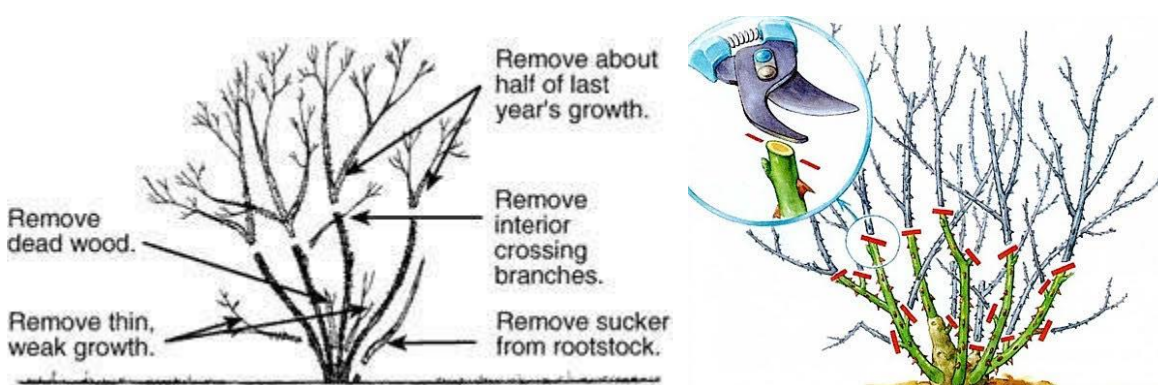
So in the garden this month:

- Keep making sure your roses don't dry out and have enough water
- Dead head your roses and use white oil to kill off any scale that can get on to the roses at this time
- Prepare the soil for any new roses you have ordered – don't forget the Seamungus
- The roses will be getting tall and straggly, don't worry they will be pruned soon; and you will find a lot more blackspot because of the cool damp weather. Don't worry pruning will happen soon and those leaves will be cleared.
- Begin to clean and sharpen your tools ready for the winter pruning.
- Check to see you have lime sulphur to spray on the roses after pruning
- Enjoy the last of your blooms before they are pruned off. – **Bring some to share at our next meeting.**

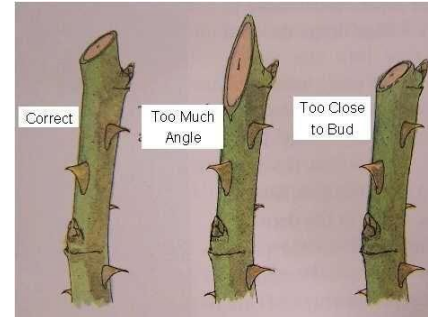
Now to pruning – if you want a demonstration- come to Peace Park on 17 July. Bring your secateurs with you and you will soon learn the art.

Procedure: Ensure you have sharpened tools- secateurs, loppers and pruning saws, methylated spirits or some other anti-bacterial substance such as tea tree oil for cleaning secateurs and other tools between bushes and after cutting diseased canes; plastic bag to place diseased leaves into; a bag for cuttings for compost bins; gloves, preferably elbow length for your own protection; a brush and some Eco Oil for cleaning off scale from trunk and canes; lime sulphur for spraying onto completed pruned rose.

PRUNE: Remember 4 D's - DISEASED DEAD DAMAGED DIDDLY BITS AND CROSSING CANES



Begin by cutting off the tops of the rose bush with the leaves etc., and remove leaves, place diseased leaves in a bag. Have a good look at the structure of the bush before moving on further. Suckers come from the roots under the bud union usually at an angle in the soil beneath the rose. Don't cut but pull the sucker out. Dig down if need be. Pick up leaves from under the bush and spray bush and soil around it with lime sulphur.



Next month I will describe how to prune standard and climbing roses...

NEUTROG ORDER & DELIVERY

NEXT ORDER- Spring order CLOSSES ON 8 AUGUST AND DELIVERY ON 2 SEPTEMBER.... We do not do a delivery in winter to the Illawarra, as members usually have sufficient product over this period. New members to let me know if you wish to be referred to Neutrog for ordering – exceptional discount on these products to all members.

GREETINGS FROM GARY & JUDI BICKFORD – FROM FRANCE

Welcome to the South of France! By Gary Bickford and Judi Hansen PART 1

This is why we have missed a couple of meetings and also the rose show. Our friends Tony and Wendy are demolishing their house in Erowal Bay to build a new house. Their new house will be a passive solar design, by the same architect and builder that built our house in Tomerong (they were so impressed with our house that they want “one just like yours”). As you know Erowal Bay is only a stone’s throw from our house in Tomerong. But.....they also own a four story, very old stone house in the south of France, built in the 1700s. So, we suggested that they move into our house in Tomerong while they build their new house, thus living close by and being able to keep an eye on their build as it progresses. And, yes, we moved into their house in the south of France for six months. So here we are.



Our village is about 300 people and about a third of the residents are expats from the UK (and Australia) who usually come to visit in summer – the weather is so much warmer here during summer than in the UK. There are no shops. The baker visits each day, announced by the vigorous honking of the van’s horn, and the butcher comes to the village in his van once a week. The nearest village, some 4kms away, has a small supermarket (a bit like an IGA) and a café (that opens at 5:30pm). We are of course in a wine region, once called Languedoc Roussillon and our area is Malpere which adjoins

the famous Limoux region. The greater Languedoc-Roussillon region is also the largest vineyard area in the world.



Viticulture is one of the main drivers of the local economy, and many of the wineries are small family holdings that date back generations. The region has recently been renamed Occitanie. One of the reasons this region is famous is due to Limoux and Blanquette de Limoux where the region's sparkling wines are grown. Limoux is about 15km from our house. Blanquette de Limoux is considered to be the first sparkling white wine produced in France, created long before the Champagne region became world-renowned for the sparkling wine Champagne. The first mention of blanquette appeared in 1531 in papers written by Benedictine monks at an abbey in the village of Saint-Hilaire. They detail the production and distribution of Saint-Hilaire's blanquette in cork-stoppered flasks. The region's location, north of the Cork Oak forest of Catalunya, gave

Limoux producers easy access to the material needed to produce secondary fermentation in the flask, which produces the bubbles necessary for sparkling wine. Many wine bottles have 1531 printed on the labels (see photo). BTW you can buy some of these sparkling wines at Dan Murphys, e.g., Saint Hilaire

DanMurphys

Saint-Hilaire >
Blanquette de Limoux Brut
★★★★ 4.4 (16 reviews) Write a review



We have stayed in this house before and as such we have some knowledge of the region. Previously we have been here in July and August, the middle of summer. It's hot, wheat has just been harvested, the sunflowers are in bloom and the grapes are growing well.



Hunter Valley

This time being here in May, one of the first things that we noticed were the abundance of roses. Just amazing. Folks tell us that this seems to be the perfect place to grow roses. I could show you literally hundreds of photos. So, I have picked out some to share. Of course, being an amateur rose grower, I don't know most of the names but happy just to share the spectacle. As you will know it is common practice in Australia, such as in the Hunter Valley, to plant a rose at the end of a row of vines as shown in the attached photo. Here in France, this tradition is hardly used at all. This photo I took at the entrance to our little village (which is a perched village – read here to find out more https://en.wikipedia.org/wiki/Village_perché). is only for display and a welcome to the village.



So mostly the roses are ornamental, but it seems every garden has roses. Here is a small selection from our little village. And a close up of the rose above.



And plenty more from the surrounding villages



And even a visit to a local cathedral

And a close up of the rose on the left



And this one, just on the side of the road.

What is apparent to me, is the size of blooms and the density of flowers on the bush. They are just covered with flowers and some of the bushes are just immense, green and lush. No sign of black spot (predominant in our garden when we left home). Truly spectacular!

That's it for now, a view from our roof top terrace.



Thank you Gary for taking the time to share your experience with us. We look forward to Part 2 next month. Keep enjoying your time away, and maybe you could share your photos and story with us on your return..... the roses look magnificent.

MINUTES OF THE MEETING SATURDAY 28TH MAY 2022 OF ILLAWARRA ROSE SOCIETY

Meeting commenced at 1.30 pm.

PRESENT: As per sign on book.

APOLOGIES: Philip and Lyndal Saunders and others as per sign on book.

Kristin welcomed all present and thanked everyone for their contribution to the success of the Australian Rose Show and congratulated new member Geraldine who won the Illawarra championship. She welcomed new member Bev Emmett.

MINUTES OF LAST MEETING: Accepted by Joanne Fisher, Seconded Shirley Coady.

FINANCE: Full report presented by Robert and was thanked by Kristin for his massive effort. Moved by Robert, Seconded by Janet Bowden.


GENERAL: Kristin reported that she has almost finished the 11-page Report on Australian Rose Show that Destination NSW requires before payment of the final amount is complete. She gave a special thanks to the workers of Wollongong Ambassadors for their hard work over the weekend. Most of our members were too busy to attend the lectures at the show but a few comments were made eg, we found it interesting at Graeme Sergeant doesn't advise the use of Lime Sulphur after pruning in winter, Diane Westgate reported that using newspaper or cardboard under mulch increases its effectiveness. Diana Sergeant made the point of only using roses that are known to be healthy. A few members were able to attend the Floral Art which was excellent. Joanne Fisher thanked her Floral art team for their ongoing hard work to make the hall look spectacular.

Members brought along their last roses in a bottle instead of Show Bench and it made a beautiful display for us to enjoy, especially the perfume which is much stronger in Autumn. New Member Intan said she looks forward to bringing some of her Heritage Roses next season. Jill thanked everyone for their contribution.

RAFFLE: Was won by new member Geraldine. We were then treated to an excellent movie of the Australian Rose Show Highlights that Kristin had put together for us and sent to some of the delegates.

Meeting closed at 2.50 pm followed by a delicious afternoon tea with a special Celebration Cake to mark the end of a successful rose show.

THE WORLD FEDERATION OF ROSE SOCIETIES 19TH WORLD ROSE CONVENTION PROGRAM OF EVENTS ANNOUNCED!



The World Federation of Rose Societies World Rose Convention will be held from 27 October to 3 November 2022 in the beautiful City of Adelaide, in South Australia.

The Convention will proceed as both a “face-to-face” convention as well as offering "online" registrations to rose lovers around the world. The world-class Adelaide Convention Centre will provide a high-quality streaming service for the Opening Ceremony, 3-day Lecture Series

and WFRS Gala Awards Dinner for Online Registrants.

Several exciting before and after tours offer an incredible range of holiday experiences for the international delegates and we know they are going to enjoy our iconic attractions and see many beautiful gardens. **For more information visit the website -**

www.wrc22.aomevents.com.au

EARLY BIRD REGISTRATION CLOSES JULY 29

IT WILL BE A GREAT EVENT – HOPE SOME OF OUR ILLAWARRA MEMBERS CAN GET THERE TO CELEBRATE ROSES IN SOUTH AUSTRALIA WITH OUR INTERNATIONAL GUESTS.

Just give it a GOGO!



You won't really know if you don't give it a go.

- Feed the soil
- Maximise nutrients available to plants
- Increase resistance to pests and disease
- Reduce heat and frost stress

Apply GOGO Juice year round to all pots, garden beds and lawn areas.

A concentrated pro-biotic liquid for your soil & plants

NEUTROG
Biological Fertilisers

Freecall 1800 65 66 44 www.neutrog.com.au