



Signature Rose  
'Tablia'

## Central Coast-Lake Macquarie Rose Region

email: [cclmregionalroseseecretary@gmail.com](mailto:cclmregionalroseseecretary@gmail.com)

Chair: Karen Lucas Thong

Meetings are on the 3<sup>rd</sup> Sunday of each month at the  
Woodbury Park Community Centre

1 Woolmers Cres. Mardi at 1.30pm for a 2.00pm start



# NEWSLETTER - OCTOBER 2019

FOR THE BUDDING ROSARIANS



### Message from the Chair

Hello Rosarians,

I hope you have been making the most of the beautiful weather we have been having lately. Your pruning should be all finished by now and you should be fertilising your roses for lots of spring blooms. I finished my fertilising about two weeks ago and I can see a big difference in growth and bud development. The rain has helped as well.

Don't forget to write down all your questions about your rose growing, as we are having a "Q and A" at the next meeting. We will all be contributing with our expertise.

Our excursion to the Hunter Valley Gardens for their Rose Spectacular, is on the 27th of October. I will need definite numbers of who will be going, at our next meeting on 20th October.

See you all then and happy gardening.

Regards

*Karen Thong*

#### Inside this issue:

Message from the Chairperson	1
September Meeting Activities	2
Guest Speaker's Small Floral Arrangement	3
Update on our Rose Trial garden	4
Rose Care Calendar: Tips for October	4
Upcoming Events Noticeboard	5-6
Handy Hints: How to Grow Great Roses.	7
Kay's Recipe for Jam Squares	8
Wine Fund Raiser for 2021 World Rose Convention	9
What's Happening in October	10

## *September Meeting Activities*



### **Visit by NSW Rose Society President Mr Collin Hollis**

Our chair welcomed Mr Collin Hollis who paid a surprise visit to our September meeting. Collin introduced himself and mentioned that he wanted to get to know our members and its newly elected committee. He gave us a brief history of the founding of our Central Coast - Lake Macquarie group to meet the increasing needs of rose enthusiasts in our region.

Collin expressed his desire to see our region continue to flourish and be able to operate differently from other regions who each have their own separate identity. He hoped that members of our region can continue to share local knowledge and develop a social network to cater for the local rose growing environment.

In addition, he encouraged members to participate in national conferences and state sponsored activities. He was also of the opinion that there was too much emphasis on rose exhibitions in the past; this at the expense of .

Collin in closing recommended that delegates from each region attend the upcoming state AGM in order to have a say in our Rose Society.

Collin's Contact: (02) 4236 0456

Email: [rsnswpresident@gmail.com](mailto:rsnswpresident@gmail.com)



### **Guest Speaker for our September meeting**

Due to popular demand from members, we were fortunate to have a return visit from Bev Cook who gave a practical demonstration on the art of small floral arrangement. See article following page.

Bev's Contact: 04 0849 9921

Email: [cookbev@hotmail.com](mailto:cookbev@hotmail.com)

### **Raffle Prize Winners**

Roslyn and Madeline were the lucky winners of a potted plant each. Madeline is a new member and she was welcomed at her first meeting attendance. Congratulations to both.



## *September Meeting's Guest Speaker: Bev Cook on Small Floral Arrangement*



Following are some notes & photos from Bev's talk on small floral arrangement:

Dry 'oasis' foam block that can be purchased from \$2 shop. Refer to her first talk on material, wet & dry foam block base and their application.

Half a dozen roses or so. Can be purchased from Aldi or supermarket.

Small Diosma dwarf flowers and Murraya leaves cuttings from your garden.

Soak stems overnight to keep fresh in:

- 1/2 bucket of water
- 1 teaspoon bleach
- 1 teaspoon sugar
- 1 squeeze of lemon

Cut stems at 45 degrees and at lengths to suit.  
Water for flowers to drink.  
Avoid working in drafts or in the direct sun.

Arrange with large flowers at bottom and smaller buds at top to achieve visual 'balance'. Use ribbons to decorate further.

Thank you Bev for the wonderful talk and display.



*I'd rather have roses on my table  
than diamonds on my neck.*

*Emma Goldman*

## *Update: The NSW EC Rose Trial Garden*



Photos taken by Pauline on 6/9/19 of Rose Garden with numbered stakes next to each rose plant.

Would you be able to identify at this stage the three 'Unconventional Ladies' that were planted in the bed?

The following businesses have both supported the Trial Garden.

- ◇ Forresters Sand and Soil, Central Coast Hwy, Forresters Beach (for Landscaping needs)
- ◇ Lee Rowans Gardenworld, Ourimbah (for a great selection of Roses)

Veronica also mentioned that she will be able to provide future updates on the garden.

## *Rose Care Calender: Tips for October*

Extremely fast growth occurs. Wind may cause some damage. Look for basal water shoots and tie to stakes so that they are not broken by the wind. These water shoots will supply you with blooms for the next two to three years so they are precious and need to be looked after. Spring Rose Shows are arranged for dates which are expected to coincide with maximum flowering in average seasons in each area. Visits to Rose shows and nurseries now, while there are plenty of typical blooms, will keep you up-to-date with developments, will add to enthusiasm and help in choosing additions and replacement for next winter. Keep up regular spraying routines for fungal disease and insect attack. Thrips will appear on the hot dry winds that come from inland areas. They are very tiny and burrow into buds and leave brown marks, especially around the outer edges of the petals. Spraying for these will be more frequent as they keep coming on the wind. Two-spotted mite (red spider mite) also appears on lower leaves and will need to be treated in order to avoid defoliation of the plants. Remove spent flowers. Mulch rose beds to conserve moisture.

*The Rose is without an explanation;  
She blooms, because She blooms.*

*Angelus Silesius*

## Upcoming Events Noticeboard:



The Rose Society of NSW Inc  
ABN: 91 335 797 824 [www.nsw.rose.org.au](http://www.nsw.rose.org.au)  
[www.facebook.com/rosesocietynsw](http://www.facebook.com/rosesocietynsw)

**LEARN HOW TO STAGE YOUR ROSES  
FOR EXHIBITING AT ROSE SHOWS**

A HANDS ON WORKSHOP & DEMONSTRATIONS BY  
SOME OF OUR BEST EXHIBITORS

Venue: Macarthur Centre for Sustainable Living  
1 Mount Annan Drive, Mount Annan  
(one stop after the Mount Annan Botanic Garden coming off the M5  
Freeway)

**Sunday 6 October 2019**

9.30am-10.00am Registration  
10.00am—3.30pm: Workshop with exhibitors demon-  
strating and assisting participants in learning how to stage  
various classes of rose exhibits—to facilitate learning  
there will be small groups rotating from one table to the  
next. REGISTRATION IS ESSENTIAL BY 30TH SEPTEMBER AS  
THE NUMBER OF PARTICIPANTS IS LIMITED.

Morning tea is provided. Bring your own lunch.  
Please send registration details as on the back of this flyer.



THE ROSE SOCIETY OF NEW SOUTH WALES INC  
SYDNEY REGIONAL

**SYDNEY SPRING ROSE SHOW**

at  
**DURAL COUNTRY CLUB**

662a OLD NORTHERN RD  
DURAL

Saturday 19<sup>th</sup>. October 2019 11.00am - 5.00pm

**Major Prizes will be presented at  
Noon on Saturday 19<sup>th</sup>. October**

Entries close 9.00pm Thursday 17<sup>th</sup> October and may be phoned to:

Hon. Show Secretary  
Keith Baron  
Telephone : 9484 0236  
Mob. 0414 872 335

The venue will be open to exhibitors for staging from 6.30am to  
9.15am, Saturday 19<sup>th</sup>. October 2019. Judging will commence at 9.30am  
**sharp**. All exhibitors must vacate the exhibition area during judging.



2019 Open Garden Convenor: Bill Fleming  
Email: [galstongardenclub@gmail.com](mailto:galstongardenclub@gmail.com)

**Friday October 18th, Saturday October 19th, and Sunday  
October 20th, 2019**

The Galston Garden Club will be opening nine outstanding gardens  
with all proceeds being distributed to a wide range of charities.

Gardens are open from 9.30 am to 4.30 pm on each day at a cost of \$5 for individual gardens or  
\$25 for a ticket allowing entry to all the gardens (this can be distributed over the three days).  
Most are large acreage gardens covering a wide range of styles with something to interest  
everyone. All the gardens are different from those opened last year, and four are opening for the  
first time. Several of the gardens previously included have made major changes since their last  
opening, so there are lots of new things to see.

1. Pamela and Hugh Wallace, 20 Uralla Road, Dural NEW
2. Jan and Mark Sutherland-Harris, 39 Derriwong Road, Dural
3. Wendy and David Fergusson, 78 Quarry Road, Dural NE
4. Verity and John Graham, 10 Bellbowrie Close, Galston
5. Greta and Graham Wickham, 4 Gribbenmount Road, Galston  
NEW
6. Jenny and Peter Guest, 10 Blacks Road, Arcadia
7. Faye Kotsis and David Bartlett, 6 Blacks Road, Arcadia
8. Esther Ronco, 12 Ridge Road, Arcadia
9. Northholm Grammar School, 79 Cobah Road, Arcadia NE



## Upcoming Events Noticeboard: Cont'd

### Green Living Workshop: Keeping Backyard Chooks at Tuggerah Library



Monday, 21 October 2019 - 10:00am to 12:30pm

Always wanted to keep chickens in your backyard?

Chooks are a great addition to your sustainable lifestyle.

They turn food scraps into eggs and fertiliser! Learn about Council regulations, how to house them safely, feed them and take care of their needs and wellbeing.

As places are limited bookings are essential.

Please book online by clicking the 'Book now' button below, contact 4350 1560 or visit your local branch.

Location branch

Tuggerah Library

Book now (<https://www.eventbrite.com.au/e/green-living-workshop-keeping-backyard-chooks-at-tuggerah-library-tickets-69816382683>)

### Green Living Workshop: Compost and Worm Farming at Lake Haven Library



Tuesday, 22 October 2019 - 10:00am to 12:30pm

Composting and worm farming are great ways of recycling food and garden waste into a nutrient rich natural fertiliser that your vegetables, herbs and flowering plants will love. It is also an important step to reducing the amount of waste sent to landfill.

This workshop covers all the do's and don'ts of composting and worm farming, and demonstrates how easy and fun both are to do.

A free compost bin or worm farm will be given to each attending household on completion of the workshop.

This workshop is supported by the NSW EPA Waste Less, Recycle More initiative funded by the waste levy.

As places are limited bookings are essential.

Please book online using the 'Book now' button below, at your local branch or contact 4350 1570.

Location branch

Lake Haven Library

Book now (<https://www.eventbrite.com.au/e/green-living-workshop-compost-and-worm-farming-workshop-at-lake-haven-library-tickets-69816728715>)

Pricing

Free

### Green Living Workshop: Compost and Worm Farming at Wyoming Community Centre



Saturday, 26 October 2019 - 9:30am to 12:00pm

Composting and worm farming are great ways of recycling food and garden waste into a nutrient rich natural fertiliser that your vegetables, herbs and flowering plants will love. It is also an important step to reducing the amount of waste sent to landfill.

This workshop covers all the do's and don'ts of composting and worm farming, and demonstrates how easy and fun both are to do.

A free compost bin or worm farm will be given to each attending household on completion of the workshop.

This workshop is supported by the NSW EPA Waste Less, Recycle More initiative funded by the waste levy.

As places are limited bookings are essential.

Book online using the 'Book now' button below or for further information email [greenliving@Gosford.nsw.gov.au](mailto:greenliving@ Gosford.nsw.gov.au) (<mailto:greenliving@Gosford.nsw.gov.au>) or phone 4325 8175.

Book now (<https://www.eventbrite.com.au/e/green-living-workshop-compost-and-worm-farming-at-wyoming-community-centre-tickets-69816917279>)

Pricing

Free

### Green Living Workshop: Pests, Predators and Companion Planting at Wyoming Centre

garden

Saturday, 26 October 2019 - 12:30pm to 3:00pm

In this workshop learn about how to support your organic garden with a natural approach to fertilising and pest control.

Learn more about integrated pest management, good bugs and bad bugs, companion planting and how to make natural fertilisers and natural pest control remedies from items in your pantry and garden.

You will leave the workshop feeling confident you can manage your garden organically.

As places are limited bookings are essential.

Please book online by clicking the 'Book now' button below, contact 4325 8175 or email [greenliving@centralcoast.nsw.gov.au](mailto:greenliving@centralcoast.nsw.gov.au) (<mailto:greenliving@centralcoast.nsw.gov.au>)

Book now (<https://www.eventbrite.com.au/e/green-living-workshop-pests-predators-and-companion-planting-at-wyoming-community-centre-tickets-69817176053>)

Pricing

Free

### Rose Spectacular at Hunter Valley Gardens

**When:** Saturday 12 October 2019 to Sunday 10 November 2019

**Where:** 2090 Broke Rd, Pokolbin NSW 2320

Hunter Valley Gardens is Australia's largest display garden. Every year, during October and November the roses are in full bloom, giving visitors a real treat for the senses.

Visitors will be greeted by an incredible sensory explosion of colour and fragrance as they view 35,000 rose bushes across the property, with 6,000 inside the Rose Garden itself. Come along and see 125 varieties of roses, with hundreds and thousands of blooms as part of their annual Rose Spectacular.

**Further Info:** <https://www.visitnsw.com/destinations/hunter/hunter-valley/pokolbin/events/rose-spectacular-hunter-valley-gardens>



# Handy Hints: How to Grow Great Roses

## Growing great roses

from The National Rose Society of Australia



### The Rose Bed

- Roses like sun – at least six hours per day
- Avoid competition from trees and shrubs
- Soil should be enhanced with Neutrog's **Seamungus**, **GOGO Juice** and compost. Clay soil will need gypsum

### Planting Roses

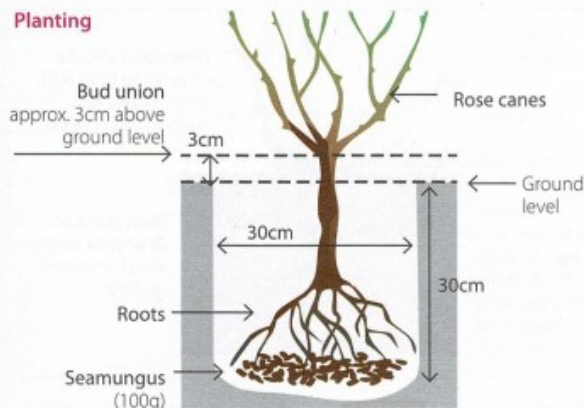
#### Spacing in Rose Beds

- Hybrid Teas and Shrubs (1.3m to 1.5m)
- Floribunda, Patio and Ground Covers (1.0m)
- Miniatures (0.5m)

### Planting

- Dig hole 30cm x 30cm x 30cm, use 100gms Seamungus in base of hole (diagram below)
- Bud union (where rose is budded) must be around 3cm above ground level
- Roots should fan out over a mound of soil
- Backfill with soil until hole is half full and add bucketful of water
- When water drains away, fill balance of hole with soil

### Planting



Like humans and animals, plants require regular feeding throughout the year – at least once in each season.

Happy, healthy, well nourished plants are more resistant to pests, diseases, heat stress and frost.

Consult our friendly staff for advice on the Neutrog products featured. For further local rose advice, consult your state rose society. Details available on The National Rose Society of Australia website: [www.rose.org.au](http://www.rose.org.au)

Brought to you by:



Freecall 1800 65 66 44 or visit [www.neutrog.com.au](http://www.neutrog.com.au)

## Growing great roses

from The National Rose Society of Australia




### Rose Growing Calendar

#### Spring

- Apply **Sudden Impact for Roses** when growth first appears and immediately after first flowering
- Mulch (if not applied in Winter)
- Protect new water shoots with stakes
- Use preventative mildew and black spot sprays
- Use pest sprays as required
- Remove spent blooms to second five leaflet leaf to encourage fresh growth and blooms
- Water as required to keep rose growing

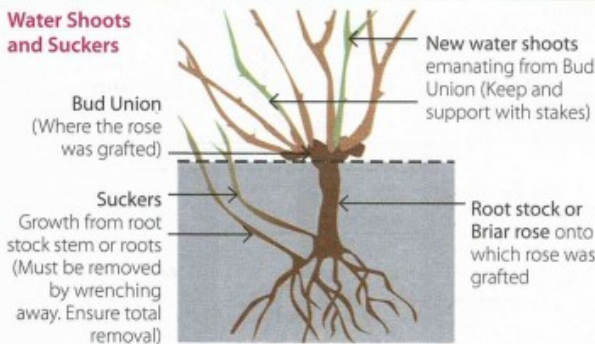


#### Removal of Spent Blooms



Cut stem above second five leaflet to ensure blooming will occur

#### Water Shoots and Suckers



#### Summer

- Regularly remove spent blooms
- Apply **Rapid Raiser** around Christmas
- Water regularly – one good soak every 5 to 7 days
- Spray for pests and diseases as required
- Lightly summer trim in February and then apply **Sudden Impact for Roses**



#### Autumn

- Regularly remove spent blooms.
- Use preventative fungicides and pesticides as required.
- Apply **GOGO Juice** and **Sudden Impact for Roses** regularly



- Protect new water shoots and remove rose suckers
- Order new roses
- Prepare new rose beds in April
- Remove old roses in April and enhance soil with **Seamungus**, mulch, compost and fresh soil



#### Winter

- Prune roses in late June, July or early August when roses have lost most of their foliage
- Remove prunings and old leaves and then use Winter Spray
- Apply **Seamungus**
- Plant new bare-rooted roses (*see overleaf*)
- Mulch late winter whilst easy to move between roses

## Recipe for Jam Squares

Here is another of Kay's recipe for this month.  
Just the type refreshment to have at our meetings

Enjoy!

### Jam Squares

- 2 Cups Plain Flour
- 1 Cup Castor Sugar
- 100g Butter melted
- 5 Eggs at room temp
- 1 Cup Apricot Jam
- 3 1/2 Cups Dessicated Coconut

1. Preheat oven 220degC/200degC fan forced. Grease and line a 26 x 16 cm (base measurement) slice pan with baking paper, extending paper at long sides for handles.
2. Combine flour, half the sugar, butter and an egg in a large bowl. Press over base of prepared pan. Bake for 10 minutes. Reduce oven temperature to 180C/160C fan forced.
3. Spread jam over hot slice base. Combine remaining sugar, coconut and eggs in a large bowl. Press mixture over jam. Bake for 20 minutes or until lightly browned. Remove from oven. Cool in pan. Cut into squares to serve.

*A thorn defends the rose, harming only  
those who would steal the blossom.*

*Chinese Proverb*





## NEW ROSÉ Vintage 2019

*"After countless customer requests (mostly from my Mum and my wife) to bring back our Rosé, it is great to have one back in the range. In the early days our Toccas Rosé wines had a cult following and were enjoyed by many.*

*I have evolved the style since those early wines and crafted this dry, delicate Rosé to complement any light lunch. It's a style that I like to drink, being dry, interesting and refreshing. The grapes were picked, crushed and left on skins for 8 hours to enhance the floral aromas and berry fruit flavour, whilst releasing some of the vibrant colour."*

**Luke Tocaciu, Winemaker**



Thanks to Patrick of Coonawarra we are extending our range of wines to raise funds towards the 2021 WFRS World Rose Convention. Vibrant and stylish, this refreshing Rosé wine from the Limestone Coast Region represents amazing value at a special price of \$13.50\* per bottle for rose society members.

### **HOW TO ORDER:**

**Online:** Visit this link: [www.patrickofcoonawarra.com/rose](http://www.patrickofcoonawarra.com/rose)

**Phone:** (08) 87373687 **Email:** [vip@patrickofcoonawarra.com](mailto:vip@patrickofcoonawarra.com)

**Mail:** Patrick of Coonawarra, P.O. Box 11, Coonawarra SA 5263

\*\$13.50 per bottle in any mixed 6 or 12 pack, including freight

# What's Happening in October



October 2019						
Mon	Tue	Wed	Thu	Fri	Sat	Sun
	1	2	3	4	5	6
7	8	9	10	11	12	13
14	15	16	17	18	19	20 RSM
21	22	23	24	25	26	27 RSO
28	29	30	31			

DATE	EVENT - Please refer Upcoming Events Noticeboard pages 4 to 5 for details
Sunday 6 Oct 2019	Learn How to Stage Your Roses for Exhibiting at Rose Shows Where: Mount Annan
Friday 18 Oct 2019 - Saturday 19 Oct 2019	Sydney Spring Show Where: Dural Country Club
Friday 18 Oct 2019 - Saturday 19 Oct 2019	Open Gardens Weekend Where: Dural, Galston, Arcadia
Monday 21 Oct 2019	<u>Green Living Workshops:</u> Keeping Backyard Chooks Where: Tuggerah Library
Tuesday 22 Oct 2019	Compost and Worm Farming Where: Lake Haven Library
Saturday 26 Oct 2019	Compost and Worm Farming Where: Wyoming Community centre
Saturday 26 Oct 2019	Pests, Predators and Companion Planting Where: Wyoming Centre
Sunday 27 Oct 2019	<u>CCLM Rose Society Outing:</u> Rose Spectacular at Hunter Valley Gardens Where: 2090 Broke Rd, Pokolbin NSW 2320

## Central Coast-Lake Macquarie Rose Region

Business Tagline or Motto!

email: [cclmregionalrosesecretary@gmail.com](mailto:cclmregionalrosesecretary@gmail.com)



Tablia Rose

Meetings are on the 3rd Sunday of each month at the Woodbury Park Community Centre, 1 Woolmers Cres. Mardi at 1.30pm for a 2.00pm start

The next meeting will be held on the **20 October 2019**

Participants: All members

Host: Karen Thong

Topic: - 'Q and A' Session

We are on the Web!

<http://www.nsw.rose.org.au/central-coast-lake-macquarie>